

INSPIRING
EXPRESSIVE
FUNCTIONAL



The idea to offer high quality furniture, kitchen & bathroom fittings with reliable services kicked in the year 2009, when Starrs Hardware came into being. From there on it has been a progressive climb in the graph when it comes to user reviews, customer satisfaction and of course the sales figures. Our products not only complement the beauty and functionality of your home and workplace essentials, but also add to their life.



CONTENTS

PRODUCT RANGE	PAGE
SLIDING SYSTEMS / PROFILES	05
PROFILES ACCESSORIES	37
DECORATIVE U,L & T CHANNEL	38
FURNITURE LIGHTING	40
WARDROBE ACCESSORIES	44
HIGH END KITCHEN STORAGE	45
DRAWERS	57
NON-SLIP DRAWER MAT	62
SLIDING FITTINGS	63
BATHROOM ACCESSORIES	73
CLOTH HOOKS	74
SS PIPES	76
HINGES	77
DRAWER SLIDES	80
WARDROBE & DRAWER LOCK	83
FURNITURE FITTINGS	84
MORTISE HANDLES	91
LOCK BODY & CYLINDER	97
PULL HANDLES	99
CABINET HANDLES	105
KIDS HANDLES & KNOBS	109
CONCEALED HANDLES	110

feel the confidence that comes from
seeing things for yourself

Quintessential Support Framework



Transmission Sunlight

A bunch of sunlight is penetrated in, docked on the window decorations, the smart jumping light particles, are my most pious waiting

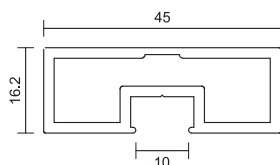
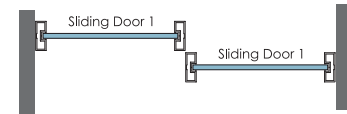
PROFILES

Safe for all kinds of construction, our metal frames and edges lend the desired strength and stability to structures. Easy-to-use, lightweight and rust-proof, our aluminium profiles have been tested safe for use in extreme weather conditions. Whether you want to build a shelf, crate, swing or greenhouse, there are a plenty of safe and durable profiles to choose from.

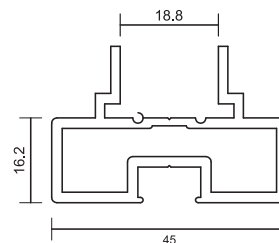


Aster single slide door profiles are smooth and effortless to operate, better ventilation, energy saving, appealing appearance and easy to maintenance. A compact door system, which is exclusively designed in a modern style with classiness. The design has a perfect combination of premium finishes and glass elegance. This stylish look brings a unique lifestyle in every room. The transparent panel is ensuring the products blends perfectly with the surroundings. The doors are equipped with both side soft close mechanism. These profiles are available in **Matt Black** finish.

DIAGRAM

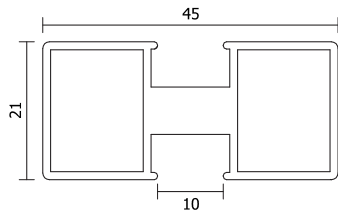


PRODUCT NAME	Side Profile
PRODUCT CODE	SASP-01
DESCRIPTION	Size : 3 Mtrs (With Gasket)
FINISH	Matt Black

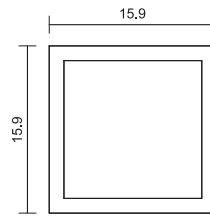


PRODUCT NAME	Top & Bottom Profile
PRODUCT CODE	SATBP-02
DESCRIPTION	Size : 3 Mtr (With Gasket)
FINISH	Matt Black

ASTER SINGLE DOOR SLIDING SYSTEMS



PRODUCT NAME	Divider Profile
PRODUCT CODE	SADP-03
DESCRIPTION	Size : 3 Mtr
FINISH	Matt Black




PRODUCT NAME	Divider Profile
PRODUCT CODE	SADP-04
DESCRIPTION	Size : 3 Mtr
FINISH	Matt Black



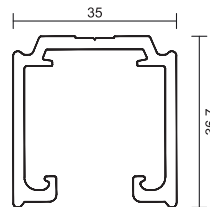
PRODUCT NAME	Connector (With screws)
PRODUCT CODE	SAPC-07
MATERIAL	Zinc



PRODUCT NAME	Divider Profile Connector (With screws)
PRODUCT CODE	SADPC-08
MATERIAL	Aluminium



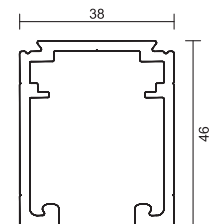
PRODUCT CODE	SSR-14
DESCRIPTION	Sliding Fitting, Both Side Soft Close
WEIGHT CAP.	80 Kg.



PRODUCT CODE	SSC-14
DESCRIPTION	Sliding Channel Size : 3 Mtr, 3.97 Mtr
FINISH	Matt Black



PRODUCT CODE	SSR-15
DESCRIPTION	Heavy Sliding Fitting, Both Side Soft Close
WEIGHT CAP.	120 Kg.




PRODUCT CODE	SSC-12
DESCRIPTION	Heavy Sliding Channel Size : 3 Mtr, 3.97 Mtr
FINISH	Matt Black



PRODUCT NAME	Handle
PRODUCT CODE	SAH-05
MATERIAL	Aluminum



PRODUCT NAME	Handle + Lock
PRODUCT CODE	SAHL-06
MATERIAL	Aluminum

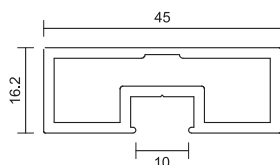
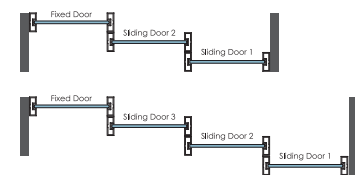


PRODUCT NAME	Fixed Door Fitting
PRODUCT CODE	SFDF-10
MATERIAL	SS

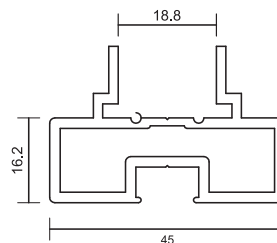


This design comes with a **sleek profile** which allows it to occupy minimum space while covering a wide area. Telescopic is an ideal choice for places that do not have a large space. These are very innovative and useful doors provide unusually quiet operation. The design has a perfect combination of premium finishes and glass elegance. The doors are equipped with both side soft close mechanism. These profiles are available in **Matt Black** finish.

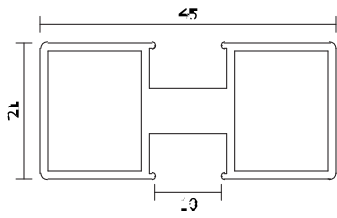
DIAGRAM



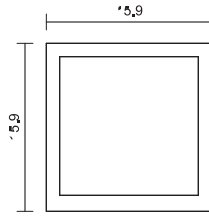
PRODUCT NAME	Side Profile
PRODUCT CODE	SASP-01
DESCRIPTION	Size : 3 Mtrs (With Gasket)
FINISH	Matt Black



PRODUCT NAME	Top & Bottom Profile
PRODUCT CODE	SATBP-02
DESCRIPTION	Size : 3 Mtr (With Gasket)
FINISH	Matt Black



PRODUCT NAME	Divider Profile
PRODUCT CODE	SADP-03
DESCRIPTION	Size : 3 Mir
FINISH	Mat Black



PRODUCT NAME	Divider Profile
PRODUCT CODE	SADP-04
DESCRIPTION	Size : 3 Mir
FINISH	Mat Black



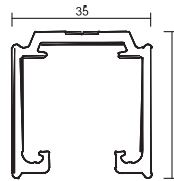
PRODUCT NAME	Connector (With screws)
PRODUCT CODE	SAPC-07
MATERIAL	Zinc



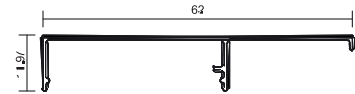
PRODUCT NAME	Divider Profile Connector (With screws)
PRODUCT CODE	SAPC-08
MATERIAL	Aluminium



PRODUCT NAME	Telescopic Sliding roller
PRODUCT CODE	SSR-114 (1+2)
PRODUCT CODE	SSR-114 (1+3)
DESCRIPTION	Both Side Soft Close
WEIGHT CAP.	80 Kg.



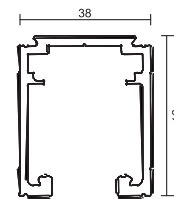
PRODUCT CODE	SSC-14
DESCRIPTION	Sliding Channel
SIZE	3 Mir, 3.97 Mir
FINISH	Mat Black



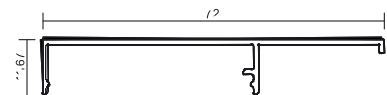
PRODUCT NAME	Track Cover
PRODUCT CODE	SSTC-14
SIZE	3 Mir, 3.97Mir
FINISH	Mat Black



PRODUCT NAME	Telescopic Sliding roller
PRODUCT CODE	SSR-115 (1+2)
PRODUCT CODE	SSK-115 (1+3)
DESCRIPTION	Both Side Soft Close
WEIGHT CAP.	120 Kg.



PRODUCT CODE	SSC-12
DESCRIPTION	1 Ivy. Slid. Channel
SIZE	3 Mir, 3.97 Mir
FINISH	Mat Black



PRODUCT NAME	Track Cover
PRODUCT CODE	SSTC-12
SIZE	3 Mir, 3.97Mir
FINISH	Mat Black



PRODUCT NAME	Handle
PRODUCT CODE	SAH-05
MATERIAL	Aluminium



PRODUCT NAME	Handle + Lock
PRODUCT CODE	SAH-06
MATERIAL	Aluminium

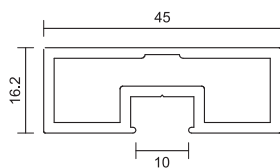
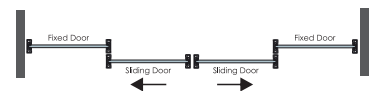


PRODUCT NAME	Fixed Door Fitting
PRODUCT CODE	SFDF-10
MATERIAL	SS

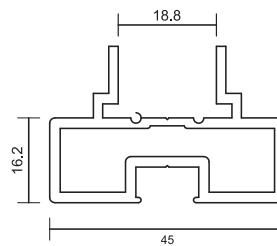


With the current innovation and specifications of modern sliding door to have synchronized and soft closing feature. One of the most obvious benefits of sliding doors is their space saving properties. The design has a perfect combination of premium finishes and glass elegance. The doors are equipped with both side soft close mechanism. These profiles are available in **Matt Black** finish.

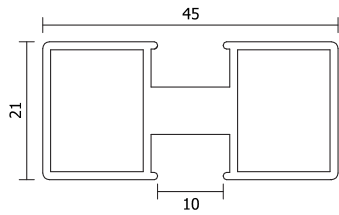
DIAGRAM



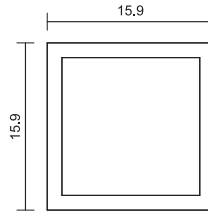
PRODUCT NAME	Side Profile
PRODUCT CODE	SASP-01
DESCRIPTION	Size : 3 Mtrs (With Gasket)
FINISH	Matt Black



PRODUCT NAME	Top & Bottom Profile
PRODUCT CODE	SATBP-02
DESCRIPTION	Size : 3 Mtr (With Gasket)
FINISH	Matt Black



PRODUCT NAME	Divider Profile
PRODUCT CODE	SADP-03
DESCRIPTION	Size : 3 Mtr
FINISH	Matt Black



PRODUCT NAME	Divider Profile
PRODUCT CODE	SADP-04
DESCRIPTION	Size : 3 Mtr
FINISH	Matt Black



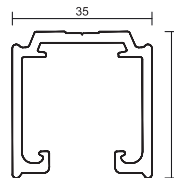
PRODUCT NAME	Connector	(With screws)
PRODUCT CODE	SAPC-07	
MATERIAL	Zinc	



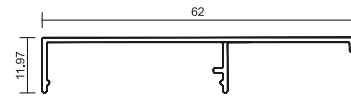
PRODUCT NAME	Divider Profile Connector	(With screws)
PRODUCT CODE	SADPC-08	
MATERIAL	Aluminium	



PRODUCT NAME	Synchronize Roller
PRODUCT CODE	SSR-214
DESCRIPTION	Both Side Soft Close
WEIGHT CAP.	80 Kg.



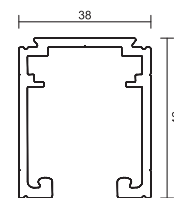
PRODUCT CODE	SSC-14
DESCRIPTION	Sliding Channel
SIZE	3 Mtr, 3.97 Mtr
FINISH	Matt Black



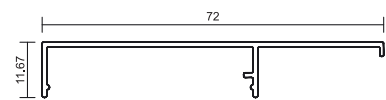
PRODUCT NAME	Track Cover
PRODUCT CODE	SSTC-14
SIZE	3 Mtr, 3.97Mtr
FINISH	Matt Black



PRODUCT NAME	Synchronize Roller
PRODUCT CODE	SSR-215
DESCRIPTION	Both Side Soft Close
WEIGHT CAP.	120 Kg.



PRODUCT CODE	SSC-12
DESCRIPTION	Hvy. Slid. Channel
SIZE	3 Mtr, 3.97 Mtr
FINISH	Matt Black



PRODUCT NAME	Track Cover
PRODUCT CODE	SSTC-12
SIZE	3 Mtr, 3.97Mtr
FINISH	Matt Black



PRODUCT NAME	Handle
PRODUCT CODE	SAH-05
MATERIAL	Aluminum



PRODUCT NAME	Handle + Lock
PRODUCT CODE	SAHL-06
MATERIAL	Aluminum

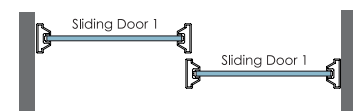


PRODUCT NAME	Fixed Door Fitting
PRODUCT CODE	SFDF-10
MATERIAL	SS

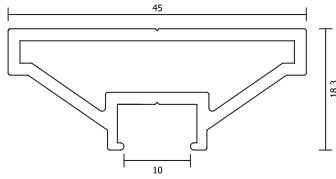


Ciro single door sliding is a compact door system, which is exclusively designed in a traditional contemporary aesthetic, which is a fusion between modern and classiness. The design has a perfect combination of premium finishes and glass elegance. This stylish look brings a unique lifestyle in every room. The transparent panel is ensuring the products blends perfectly with the surroundings. The doors are equipped with both side soft close mechanism. These profiles are available in **Mat Black** finish.

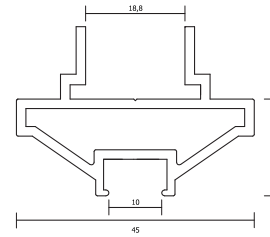
DIAGRAM



CIRO SINGLE DOOR SLIDING SYSTEMS



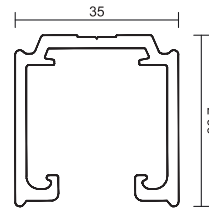
PRODUCT NAME	Side Profile
PRODUCT CODE	SCSP-01
DESCRIPTION	Size : 3 Mtrs (With Gasket)
FINISH	Matt Black




PRODUCT NAME	Top & Bottom Profile
PRODUCT CODE	SCTBP-02
DESCRIPTION	Size : 3 Mtr (With Gasket)
FINISH	Matt Black



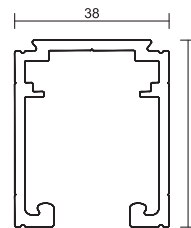
PRODUCT CODE	SSR-14
DESCRIPTION	Sliding Fitting, Both Side Soft Close
WEIGHT CAP.	80 Kg.



PRODUCT CODE	SSC-14
DESCRIPTION	Sliding Channel Size : 3 Mtr, 3.97 Mtr
FINISH	Matt Black



PRODUCT CODE	SSR-15
DESCRIPTION	Heavy Sliding Fitting, Both Side Soft Close
WEIGHT CAP.	120 Kg.



PRODUCT CODE	SSC-12
DESCRIPTION	Heavy Sliding Channel Size : 3 Mtr, 3.97 Mtr
FINISH	Matt Black



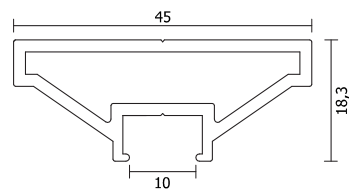
PRODUCT NAME	Connector	(With screws)
PRODUCT CODE	SCPC-03	
MATERIAL	Zinc	



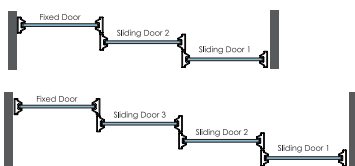
PRODUCT NAME	Fixed Door Fitting
PRODUCT CODE	SFDF-10
MATERIAL	SS



Ciro telescopic sliding is the best choice for limited space and heavy doors. It is made up of leaves that slide one in front of the other to lodge itself into a reduced retraction space on the side when it opens. These doors are ideal for small, partitioned area with little space behind the leaves. The doors are equipped with both side soft close mechanism. These profiles are available in **Matt Black** finish.



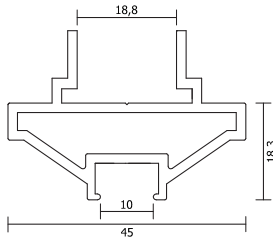
DIAGRAM



PRODUCT NAME	Side Profile
PRODUCT CODE	SCSP-01
DESCRIPTION	Size : 3 Mtrs (With Gasket)
FINISH	Matt Black



CIRO TELESCOPIC SLIDING SYSTEMS



PRODUCT NAME	Top & Bottom Profile
PRODUCT CODE	SCTBP-02
DESCRIPTION	Size : 3 Mtr (With Gasket)
FINISH	Matt Black



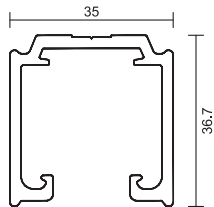
PRODUCT NAME	Connector	(With screws)
PRODUCT CODE	SCPC-03	
MATERIAL	Zinc	



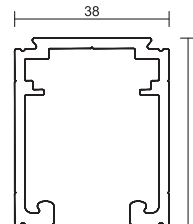
PRODUCT NAME	Telescopic Sliding Roller	
PRODUCT CODE	SSR-114 (1+2)	SSR-114 (1+3)
DESCRIPTION	Sliding Fitting, Both Side Soft Close	
WEIGHT CAP.	80 Kg.	



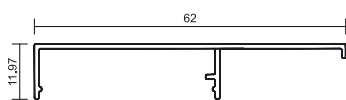
PRODUCT NAME	Telescopic Sliding Roller	
PRODUCT CODE	SSR-115 (1+2)	SSR-115 (1+3)
DESCRIPTION	Sliding Fitting, Both Side Soft Close	
WEIGHT CAP.	120 Kg.	



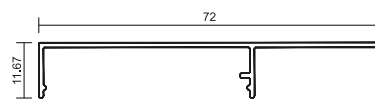
PRODUCT CODE	SSC-14
DESCRIPTION	Sliding Channel Size : 3 Mtr, 3.97 Mtr
FINISH	Matt Black




PRODUCT CODE	SSC-12
DESCRIPTION	Heavy Sliding Channel Size : 3 Mtr, 3.97 Mtr
FINISH	Matt Black



PRODUCT NAME	Track Cover
PRODUCT CODE	SSTC-14
SIZE	3 Mtr, 3.97Mtr
FINISH	Matt Black



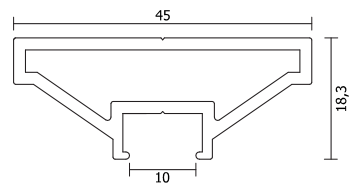
PRODUCT NAME	Track Cover
PRODUCT CODE	SSTC-12
SIZE	3 Mtr, 3.97Mtr
FINISH	Matt Black



PRODUCT NAME	Fixed Door Fitting
PRODUCT CODE	SFDF-10
MATERIAL	SS



With the current innovation and specifications of modern sliding door to have synchronized and soft closing feature. One of the most obvious benefits of sliding doors is their space saving properties. The design has a perfect combination of premium finishes and glass elegance. The doors are equipped with both side soft close mechanism. These profiles are available in **Matt Black** finish.



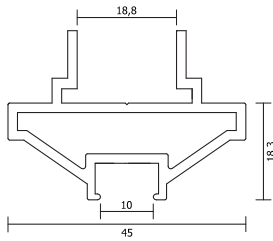
DIAGRAM



PRODUCT NAME	Side Profile
PRODUCT CODE	SCSP-01
DESCRIPTION	Size : 3 Mtrs (With Gasket)
FINISH	Matt Black



CIRO SYNCHRONIZE SLIDING SYSTEMS



PRODUCT NAME	Top & Bottom Profile
PRODUCT CODE	SCTBP-02
DESCRIPTION	Size : 3 Mtr (With Gasket)
FINISH	Matt Black



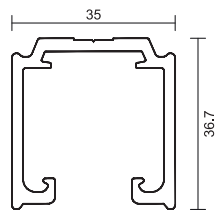
PRODUCT NAME	Connector (With screws)
PRODUCT CODE	SCPC-03
MATERIAL	Zinc



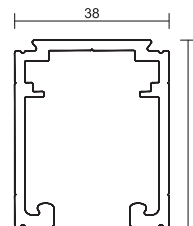
PRODUCT NAME	Synchronize Roller
PRODUCT CODE	SSR-214
DESCRIPTION	Sliding Fitting, Both Side Soft Close
WEIGHT CAP.	80 Kg.



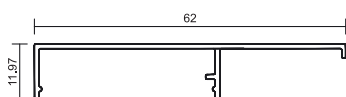
PRODUCT NAME	Synchronize Roller
PRODUCT CODE	SSR-215
DESCRIPTION	Sliding Fitting, Both Side Soft Close
WEIGHT CAP.	120 Kg.



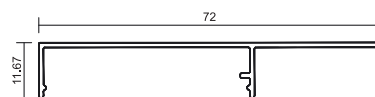
PRODUCT CODE	SSC-14
DESCRIPTION	Sliding Channel Size : 3 Mtr, 3.97 Mtr
FINISH	Matt Black



PRODUCT CODE	SSC-12
DESCRIPTION	Heavy Sliding Channel Size : 3 Mtr, 3.97 Mtr
FINISH	Matt Black



PRODUCT NAME	Track Cover
PRODUCT CODE	SSTC-14
SIZE	3 Mtr, 3.97Mtr
FINISH	Matt Black



PRODUCT NAME	Track Cover
PRODUCT CODE	SSTC-12
SIZE	3 Mtr, 3.97Mtr
FINISH	Matt Black



PRODUCT NAME	Fixed Door Fitting
PRODUCT CODE	SFDF-10
MATERIAL	SS

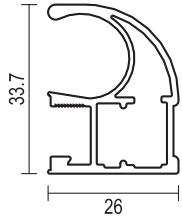


Innovative and elegant design allow you to make more use of floor space within your home. Every custom- made wardrobes create a varied mixture of high glossed surface transforming into a classic style. Our passion is creating a base for a beautiful and efficient storage.

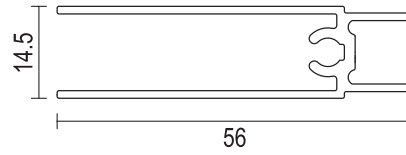
FEATURES

- Doors are equipped with soft close mechanism on both sides.
- Door height is maximum 3mtr.
- This can use 5mm Glass or 10mm Decorative Panels.
- These doors can be moved with complete ease and flexibility
- This mechanism offers higher strength, stiffness and impact resistance made sliding doors run smoother and close softer.

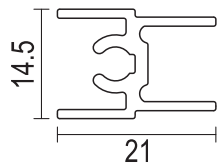




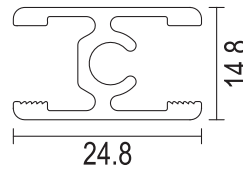
PRODUCT NAME	Handle Profile		
PRODUCT CODE	SUHP-01		
MATERIAL	Aluminum		
DESCRIPTION	Size : 2.5 Mtr, 3 Mtr		
FINISH	Matt Black	Champagne	Matt Iron Grey



PRODUCT NAME	Bottom Profile		
PRODUCT CODE	SBP-02		
MATERIAL	Aluminum		
DESCRIPTION	Size : 3 Mtr		
FINISH	Matt Black	Champagne	Matt Iron Grey



PRODUCT NAME	Top Profile		
PRODUCT CODE	STP-03		
MATERIAL	Aluminum		
DESCRIPTION	Size : 3 Mtr		
FINISH	Matt Black	Champagne	Matt Iron Grey



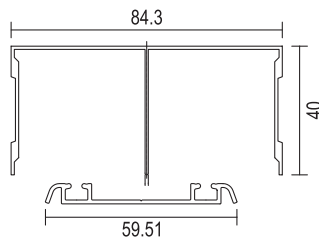
PRODUCT NAME	Divider Profile		
PRODUCT CODE	SDP-04		
MATERIAL	Aluminum		
DESCRIPTION	Size : 3 Mtr		
FINISH	Matt Black	Champagne	Matt Iron Grey



PRODUCT NAME	Gasket		
PRODUCT CODE	SGK-05		
DESCRIPTION	Size : 15 Mtr (Use for 5mm Glass)		




PRODUCT NAME	Brush Seal		
PRODUCT CODE	SBS-06		
DESCRIPTION	Size : 10 Mtr x 9mm(W) x 8mm(D)		
FINISH	Dark Grey		



PRODUCT CODE	SSC-609		
DESCRIPTION	Sliding Channel (Top & Bottom)		
SIZE	2.5 Mtr, 3.97 Mtr		
FINISH	Matt Black	Champagne	Matt Iron Grey



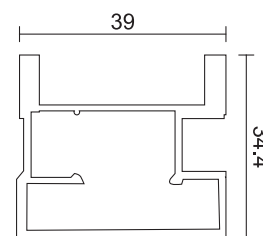
PRODUCT CODE	SSR-809		
DESCRIPTION	Soft Close Sliding Roller		
TYPE	Both Side Soft Close		
WEIGHT CAP.	50 kg (one door)		



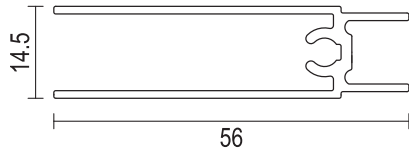
Sliding wardrobe is a great solution for more confined spaces where the opening door might not be an option. They allow you to maximize your internal storage spaces into everyday lives. This system provides wild possibilities of practical arrangements in home.

FEATURES

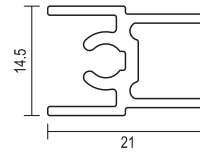
- Doors are equipped with soft closing mechanism on both sides
Can use 5mm Glass or 10mm Decorative Panels.
- Door height maximum 3mtr.
- Available with lock option.
- These doors can be moved with complete ease and flexibility
- This mechanism offers higher strength, stiffness and impact resistance made sliding doors run smoother and close softer



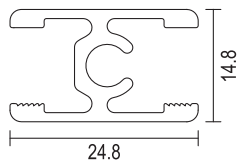
PRODUCT NAME	Handle Profile		
PRODUCT CODE	SFHP-01		
MATERIAL	Aluminum		
DESCRIPTION	Size : 2.5 Mtr, 3 Mtr		
FINISH	Matt Black	Champagne	Matt Iron Grey



PRODUCT NAME	Bottom Profile
PRODUCT CODE	SBP-02
MATERIAL	Aluminum
DESCRIPTION	Size : 3 Mtr
FINISH	Matt Black Champagne Matt Iron Grey



PRODUCT NAME	Top Profile
PRODUCT CODE	STP-03
MATERIAL	Aluminum
DESCRIPTION	Size : 3 Mtr
FINISH	Matt Black Champagne Matt Iron Grey



PRODUCT NAME	Divider Profile
PRODUCT CODE	SDP-04
MATERIAL	Aluminum
DESCRIPTION	Size : 3 Mtr
FINISH	Matt Black Champagne Matt Iron Grey



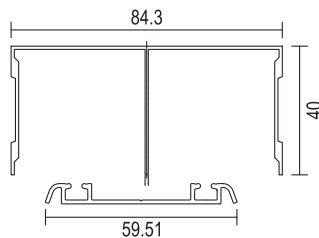
PRODUCT NAME	Gasket
PRODUCT CODE	SGK-05
DESCRIPTION	Size : 15 Mtr (Use for 5mm Glass)



PRODUCT NAME	Brush Seal
PRODUCT CODE	SBS-06
DESCRIPTION	Size : 10 Mtr x 9mm(W) x 8mm(D)
FINISH	Dark Grey



PRODUCT NAME	Sliding Lock
PRODUCT CODE	SFSL-07



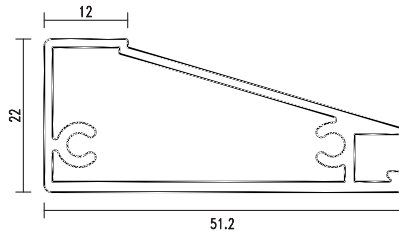
PRODUCT CODE	SSC-609
DESCRIPTION	Sliding Channel (Top & Bottom)
SIZE	2.5 Mtr, 3.97 Mtr
FINISH	Matt Black Champagne Matt Iron Grey



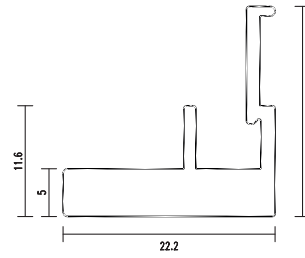
PRODUCT CODE	SSR-809
DESCRIPTION	Soft Close Sliding Roller
TYPE	Both Side Soft Close
WEIGHT CAP.	50 kg (one door)



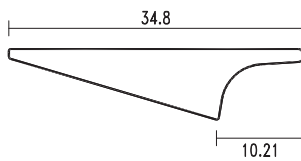
For long as well as short cabinets and tall units are a must in any house, especially in kitchen and living. Highly versatile & customisable which makes it perfect fit for your living space. Door handles with a curved design that sticks to fundamentals of cabinetry while still emitting a modern vibe. This profile designed naturally initiate groove for the handle which never runs out of fashion. Doors can be fixed with any kind of auto hinges. These profiles are available in **Matt Black** and **Matt Gold Brushed** finishes.



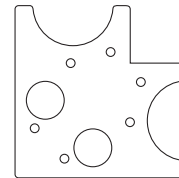
PRODUCT NAME	Vertical Profile	
PRODUCT CODE	SCDP-01	
MATERIAL	Aluminum	
DESCRIPTION	Size : 3 Mtr	
FINISH	Matt Black	Matt Gold Brushed



PRODUCT NAME	Top & Bottom Profile					
PRODUCT CODE	SCDP-02					
MATERIAL	Aluminum					
SIZE (MM)	300	350	400	450	500	600
FINISH	Matt Black			Matt Gold Brushed		



PRODUCT NAME	Curve Door Profile Handle	
PRODUCT CODE	SCDPH-03	
MATERIAL	Aluminum	
SIZE (MM)	200, 1200	
FINISH	Matt Black	Matt Gold Brushed



PRODUCT NAME	Connector	
PRODUCT CODE	SCDPC-04	
DESCRIPTION	With screws	

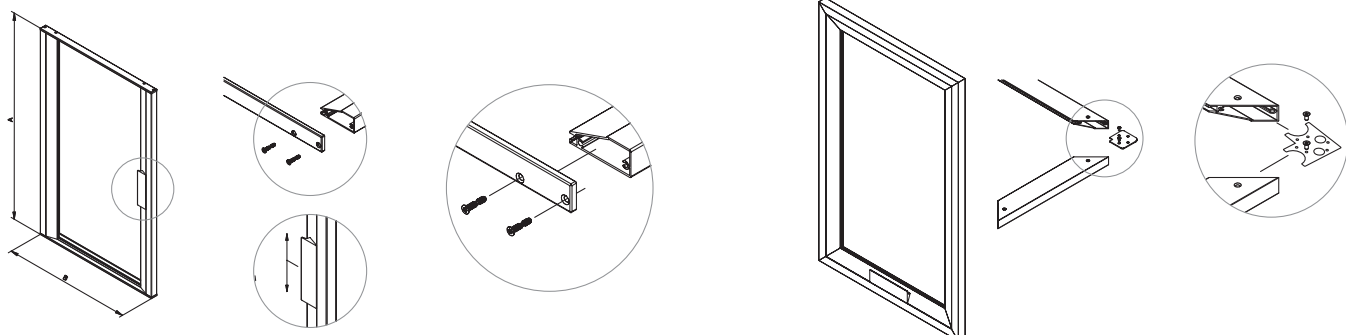


PRODUCT NAME	Hinge	
PRODUCT CODE	HSC-35	
DESCRIPTION	Soft Close Hinge, 3D Adjustment	
FINISH	Zinc	



PRODUCT NAME	Hinge	
PRODUCT CODE	HSC-30	
DESCRIPTION	Soft Close Hinge, 3D Adjustment	
FINISH	Gun Black	

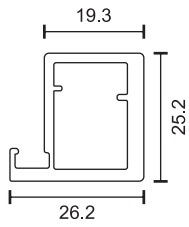
INSTALLATION



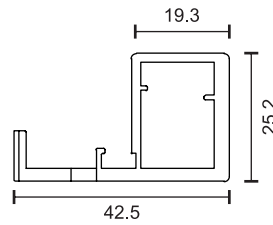


Slim profile openable wardrobes designed with aluminium frames with glass allows your wardrobes to be elegant and stylish. The nature, style and state of your wardrobe can impact the whole ambiance of your living room. The right openable wardrobe keeps your room perfect and clean. An openable wardrobe design connected to the wardrobe doors with hinges. One of the advantages of openable wardrobe is the absence of a track as doors are fixed with a door frame. The stylish appearance is another benefit of openable wardrobes.

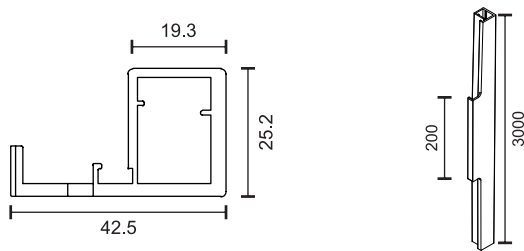
SLIM PROFILE OPENABLE WARDROBE



PRODUCT NAME	Frame Profile	
PRODUCT CODE	SFP-25	
MATERIAL	Aluminum	
DESCRIPTION	Width : 25mm Size : 3 Mtr.	
FINISH	Matt Black	Matt Gold Brushed



PRODUCT NAME	Handle Frame Profile	
PRODUCT CODE	SHFP-25	
MATERIAL	Aluminum	
DESCRIPTION	Use with SFP-25 Size : 3 Mtr.	
FINISH	Matt Black	Matt Gold Brushed



PRODUCT NAME	Handle Frame Profile	
PRODUCT CODE	SHFP-26	
MATERIAL	Aluminum	
DESCRIPTION	Use with SFP-25 Size : 3 Mtr.	
FINISH	Matt Black	Matt Gold Brushed



PRODUCT CODE	SFH-27	
MATERIAL	Aluminum	
DESCRIPTION	(Use with SFP-25)	
FINISH	Matt Black	Matt Gold Brushed



PRODUCT NAME	Air Concealed Soft Close Hinge	
DESCRIPTION	One set 2 Pcs (R & L)	
WEIGHT CAP.	20 kg.	



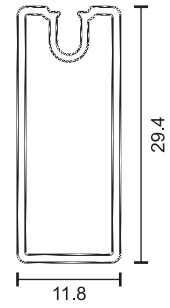
PRODUCT NAME	Air Hinge Connector	
DESCRIPTION	Use for SFP-25, SHFP-25, SHFP-26 Profile	



PRODUCT CODE	HSC-26	
PRODUCT NAME	Soft Close Hinges, 3D Adjustment	
DESCRIPTION	Use for (25mm) Aluminium Profile	

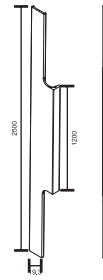
Wardrobe Aluminum Pipe

PRODUCT CODE	SAP-01		
MATERIAL	Aluminum		
DESCRIPTION	With Gasket	Size : 3 Mtr.	
FINISH	Matt Black		



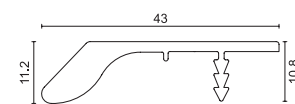

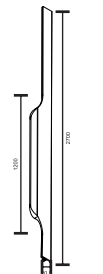
Edge Handle Profile

PRODUCT CODE	SEP-08		
MATERIAL	Aluminum		
DESCRIPTION	Size : 2.5 Mtr.		
FINISH	Matt Black	Matt Rose Gold	



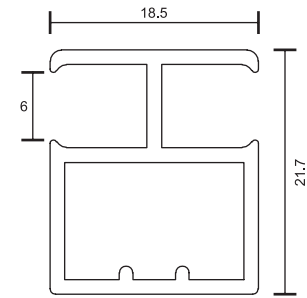
Edge Handle Profile

PRODUCT CODE	SEP-09		
MATERIAL	Aluminum		
DESCRIPTION	Left / Right	Size : 2.7 Mtr.	
FINISH	Matt Black	Champagne	Matt Gold Brushed



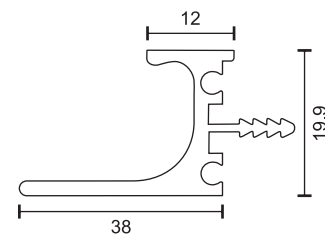
Shutter Divider Profile

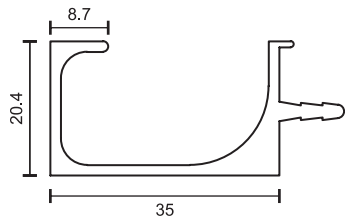
PRODUCT CODE	Divider Profile		
MATERIAL	Aluminum		
DESCRIPTION	Front View 18.5mm Size : 3 Mtr. (use with SFP-45 & SHFP-45)		
FINISH	Matt Black	Champagne	Iron Grey



J-End Cap Profile

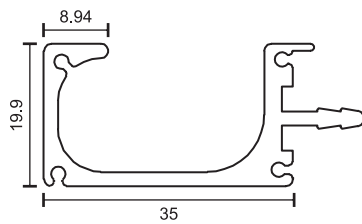
PRODUCT CODE	SEJP-38		
MATERIAL	Aluminum		
DESCRIPTION	Use for Wooden Shutter Size : 3 Mtr.		
FINISH	Matt Black	Champagne	





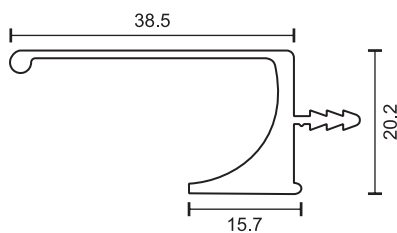
G-Profile

PRODUCT CODE	SGP-35							
MATERIAL	Aluminum							
DESCRIPTION	Width : 35mm Size : 3 Mtr.							
FINISH	Aluminum	Mirror	Champagne	Iron Grey	Satin	Matt Black	Matt Rose Gold	Gold
								Matt Gold Brushed



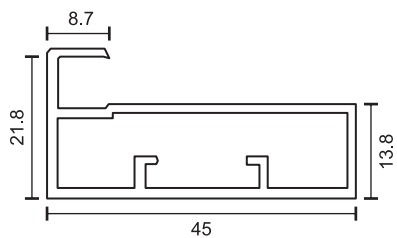
G-End Cap Profile

PRODUCT CODE	SGEP-35							
MATERIAL	Aluminum							
DESCRIPTION	Width : 35mm Size : 3 Mtr.							
FINISH	Aluminum	Mirror	Champagne	Iron Grey	Satin	Matt Black	Matt Rose Gold	



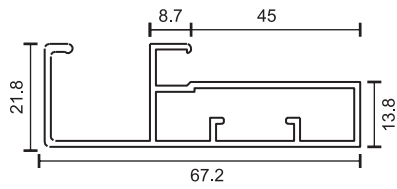
J-Profile

PRODUCT CODE	J-Profile							
MATERIAL	Aluminum							
DESCRIPTION	Width : 38.5mm Size : 3 Mtr.							
FINISH	Mirror	Champagne	Iron Grey					



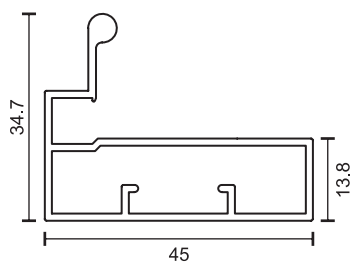
Frame Profile

PRODUCT CODE	SFP-45							
MATERIAL	Aluminum							
DESCRIPTION	Width 45mm, Inclusive of Gasket Size : 3 Mtr.							
FINISH	Aluminum	Mirror	Champagne	Iron Grey	Satin	Matt Black	Matt Rose Gold	Gold
								Matt Gold Brushed



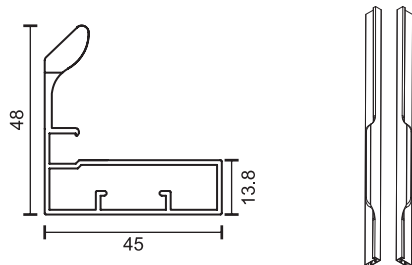
Handle Frame Profile

PRODUCT CODE	SHFP-45						
MATERIAL	Aluminum						
DESCRIPTION	Width 67.2mm, Inclusive of Gasket (Use with SFP-45) Size : 3 Mtr.						
FINISH	Aluminum	Mirror	Champagne	Iron Grey	Satin	Matt Black	Matt Rose Gold Matt Gold Brushed



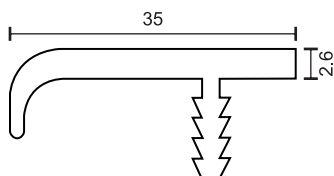
Handle Frame Profile

PRODUCT CODE	SHFP-65						
MATERIAL	Aluminum						
DESCRIPTION	Width 45mm, Inclusive of Gasket (Use with SFP-45) Size : 3 Mtr.						
FINISH	Champagne	Iron Grey	Matt Black	Gold			



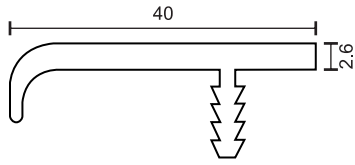
Handle Frame Profile

PRODUCT CODE	SHFP-75						
MATERIAL	Aluminum						
DESCRIPTION	Left / Right, Inclusive of Gasket (Use with SFP-45) Size : 3 Mtr.						
FINISH	Matt Gold Brushed	Matt Black					



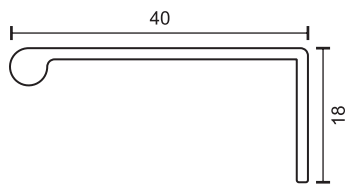
Edge Handle Profile

PRODUCT CODE	SP-021						
MATERIAL	Aluminum						
DESCRIPTION	Width : 35mm, Size : 3 Mtr.						
FINISH	Aluminum	Mirror	Champagne	Iron Grey	Gold		



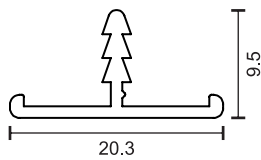
Edge Handle Profile

PRODUCT CODE	SP-040						
MATERIAL	Aluminum						
DESCRIPTION	Width : 40mm, Size : 3 Mtr.						
FINISH	Satin	Antique					



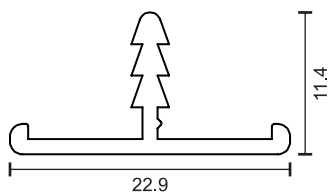
Edge Handle Profile

PRODUCT CODE	SP-025						
MATERIAL	Aluminum						
DESCRIPTION	Size : 3 Mtr.						
FINISH	Champagne	Iron Grey					



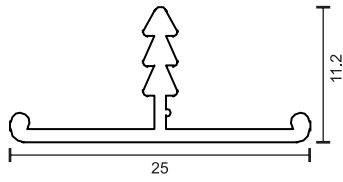
T-Profile

PRODUCT CODE	STP-20						
MATERIAL	Aluminum						
DESCRIPTION	Size : 3 Mtr.						
FINISH	Champagne	Iron Grey					



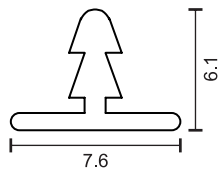
T-Profile

PRODUCT CODE	STP-22							
MATERIAL	Aluminum							
DESCRIPTION	Size : 3 Mtr.							
FINISH	Aluminum	Mirror	Champagne	Iron Grey	Satin	Anthracite Grey	Antique	
						Matt Black	Matt Rose Gold	Gold



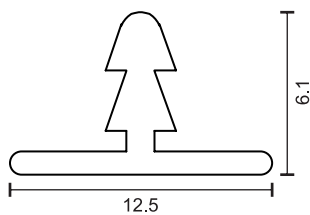
T-Profile

PRODUCT CODE	STP-25						
MATERIAL	Aluminum						
DESCRIPTION	Size : 3 Mtr.						
FINISH	Aluminum	Mirror	Champagne	Iron Grey	Matt Black	Matt Rose Gold	



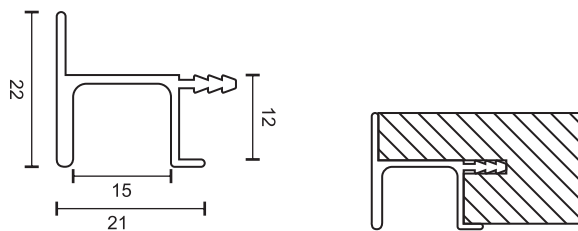
Inlay

PRODUCT CODE	INLAY 8MM						
MATERIAL	Aluminum						
DESCRIPTION	8mm Size : 3 Mtr.						
FINISH	Champagne	Iron Grey	Matt Black	Gold			



Inlay

PRODUCT CODE	INLAY 12MM						
MATERIAL	Aluminum						
DESCRIPTION	12mm Size : 3 Mtr.						
FINISH	Champagne	Iron Grey	Matt Black	Gold			

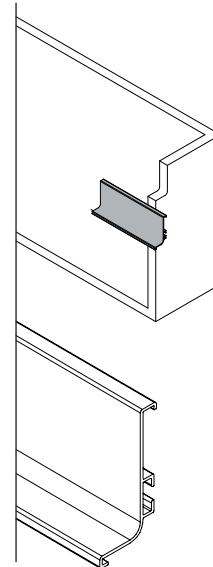
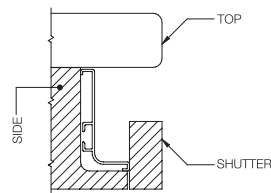
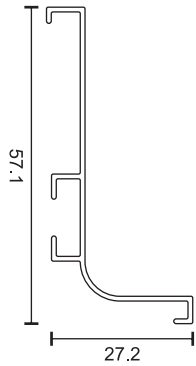


Edge Handle Profile

PRODUCT CODE	SEP-10						
MATERIAL	Aluminum						
DESCRIPTION	Size : 2.7 Mtr., Use for wooden sliding door						
FINISH	Champagne	Matt Black	Iron Grey				

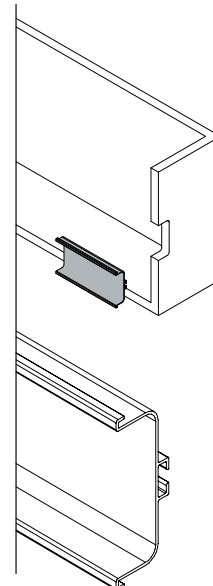
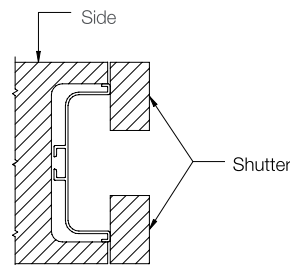
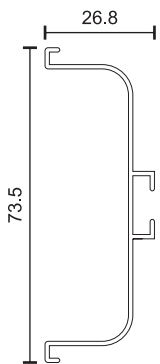
J-Gola Profile

PRODUCT CODE	J-Gola Profile			
MATERIAL	Aluminum			
DESCRIPTION	Use for Handle Less Doors & Shutters Size : 3 Mtr.			
FINISH	Matt Black	Champagne	Iron Grey	Matt Rose Gold



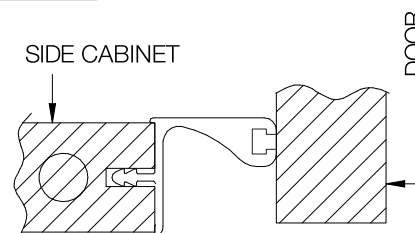
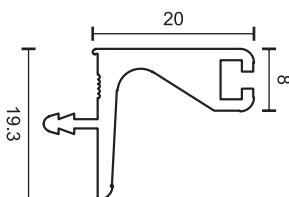
C-Gola Profile

PRODUCT CODE	C-Gola Profile			
MATERIAL	Aluminum			
DESCRIPTION	Use for Handle Less Doors & Shutters Size : 3 Mtr.			
FINISH	Matt Black	Champagne	Iron Grey	Matt Rose Gold

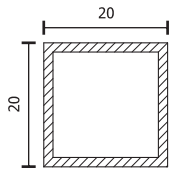


Overhead Cabinet Profile

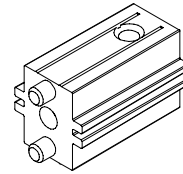
PRODUCT CODE	Overhead Cabinet Profile			
MATERIAL	Aluminum			
DESCRIPTION	Use for Handle Less Doors & Shutters (Inclusive of Gasket) Size : 3 Mtr.			
FINISH	Matt Black	Champagne	Iron Grey	Matt Rose Gold



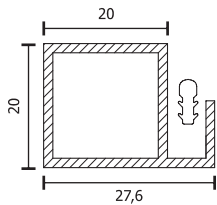




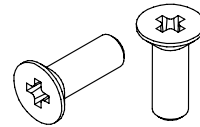
PRODUCT NAME	Lateral Profile
PRODUCT CODE	SMSPL-01
MATERIAL	Aluminum
DESCRIPTION	Size : 3 Mtr.
FINISH	Matt Black Matt Gold Brushed



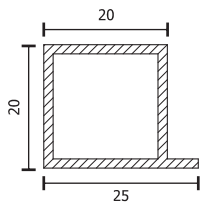
PRODUCT NAME	Connector
PRODUCT CODE	SMSPC-05
MATERIAL	Zinc
DESCRIPTION	Use with SMSPL-01, SMSPU-02, SMSPU-03, SMSPV-04 (with Screw)



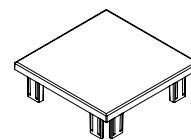
PRODUCT NAME	Universal Profile
PRODUCT CODE	SMSPU-02
MATERIAL	Aluminum
DESCRIPTION	Size : 3 Mtr. inclusive of gasket (Use for glass shelf)
FINISH	Matt Black Matt Gold Brushed



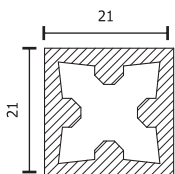
PRODUCT NAME	Screw
PRODUCT CODE	SMSPS-06
MATERIAL	S/S
DESCRIPTION	4 x 10mm
FINISH	Matt Black Matt Gold



PRODUCT NAME	Universal Profile
PRODUCT CODE	SMSPU-03
MATERIAL	Aluminum
DESCRIPTION	Size : 3 Mtr. (Use for wooden shelf)
FINISH	Matt Black Matt Gold Brushed



PRODUCT NAME	PVC End Cap
PRODUCT CODE	SMSPEC-07
MATERIAL	PVC
DESCRIPTION	Use with SMSPV-04
FINISH	Matt Black Matt Gold

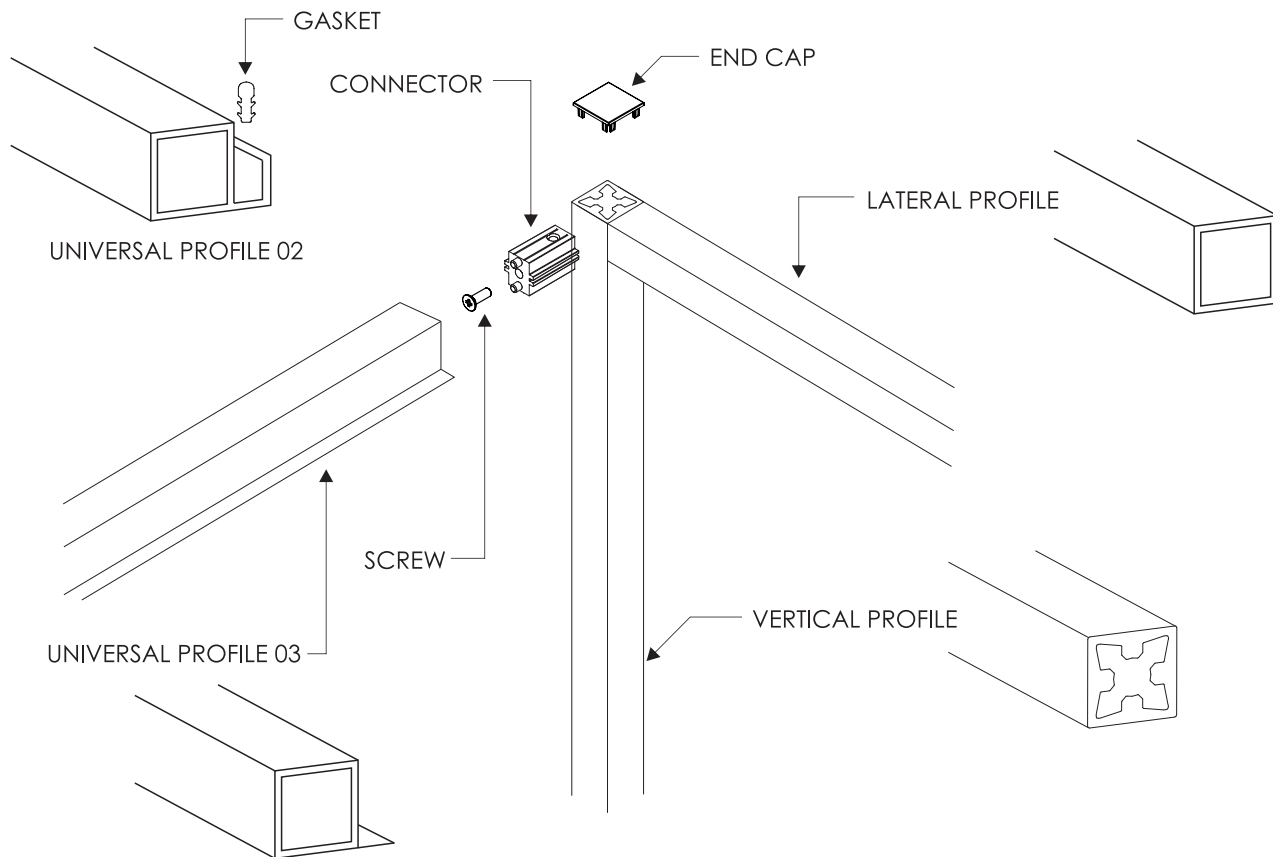


PRODUCT NAME	Vertical Profile
PRODUCT CODE	SMSPV-04
MATERIAL	Aluminum
DESCRIPTION	Size : 3 Mtr.
FINISH	Matt Black Matt Gold Brushed

FEATURES :

- Smart Modular Shelving Profile is an innovative shelving system which is flexible, modern and customizable as per your design.
- Shelving aluminium profile can be installed hassle free without putting much effort into it.
- These profiles and their accessories enable construction of open shelves with glass or wood with their sleek and faultless built and finish.
- It is available in **Matt Black & Matt Gold Brushed** finish.
- The application can be used in a multi way as a bookshelf on a wall, decorative shelf in the kitchen for crockery, etc.

INSTALLATION





L-Connector

DESCRIPTION	(Use for SFP-45 Profile, SHFP-45 Profile) Big size with screw
--------------------	--



Air Hinge Connector

DESCRIPTION	Use for SFP-25, SHFP-25, SHFP-26 Profiles
--------------------	--



Gola Profile Connector

DESCRIPTION	Use for J-Gola Profile, C-Gola Profile (with screw)
--------------------	--



Zinc End Cap

DESCRIPTION	Use for SGEP Profile
FINISH	CP



Centre Support

DESCRIPTION	Use for SAP-01
FINISH	Matt Black



PVC End Cap

DESCRIPTION	Use for SGEP Profile		
FINISH	Anodized	Rose Gold	Grey
	Chrome	Satin	Antique
			Black



J-End Cap

MATERIAL	Zinc	
DESCRIPTION	Use for SEJP-38 Profile	
FINISH	Matt Black	Matt Rose Gold



Divider Profile Connector


DESCRIPTION	(Use for Divider Profile) with Screw
MATERIAL	Aluminum



Pipe Bracket

PRODUCT CODE	SAPB-01
DESCRIPTION	(Use for SAP-01)
MATERIAL	Aluminum
FINISH	Matt Black

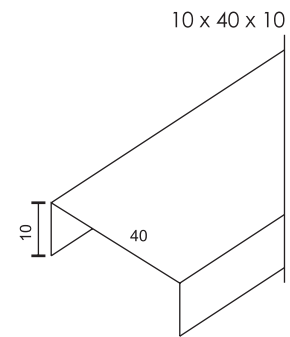
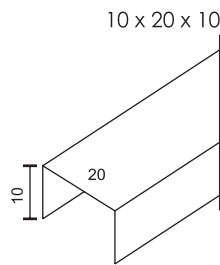
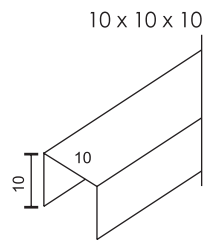
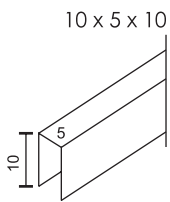
DECORATIVE
U,L&T
CHANNEL





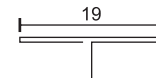
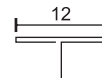
U-Type Channel

MATERIAL	S.S. 304			
LENGTH	2.5 Mtr. Edge : 90° V-Cut			
SIZE (MM)	10 x 5 x 10, 10 x 10 x 10, 10 x 20 x 10, 10 x 40 x 10			
FINISH	Rose Gold PVD	Gold PVD		



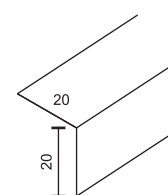
T-Type Channel

MATERIAL	S.S. 304			
LENGTH	2.5 Mtr. Edge : 90° V-Cut			
SIZE (MM)	8mm, 12mm, 19mm			
FINISH	Rose Gold PVD	Gold PVD		



L-Type Channel

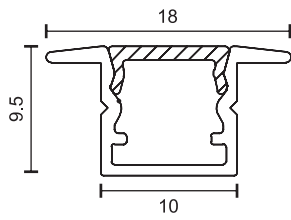
MATERIAL	S.S. 304			
LENGTH	2.5 Mtr. Edge : 90° V-Cut			
SIZE (MM)	20mm x 20mm			
FINISH	Rose Gold PVD	Gold PVD		





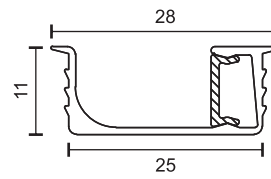
FURNITURE
LIGHTING





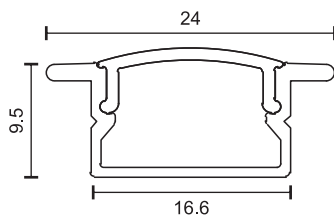
LED Profile-01

DESCRIPTION	Profile with Diffuser
SIZE	18mm x 9.5mm x 3Mtr.
FINISH	Aluminium Matt



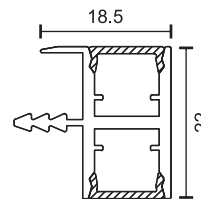
LED Profile-05

DESCRIPTION	Profile with Diffuser
SIZE	28mm x 11mm x 3 Mtr.
FINISH	Aluminium Matt



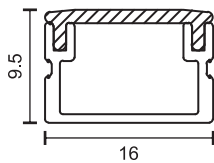
LED Profile-02

DESCRIPTION	Profile with Diffuser
SIZE	24mm x 9.5mm x 3 Mtr.
FINISH	Aluminium Matt



LED Profile-06

DESCRIPTION	Profile with Diffuser
SIZE	18.5mm x 22mm x 3 Mtr.
FINISH	Aluminium Matt



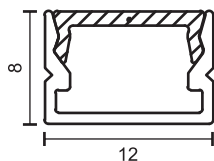
LED Profile-03

DESCRIPTION	Profile with Diffuser
SIZE	16mm x 9.5mm x 3 Mtr.
FINISH	Aluminium Matt



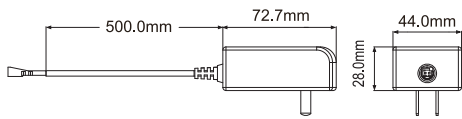
Switch

FINISH	White
---------------	-------



LED Profile-04

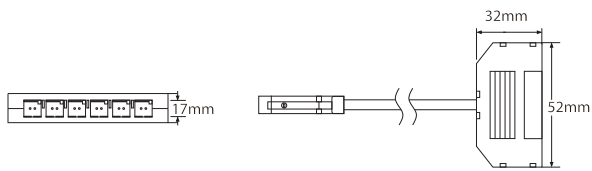
DESCRIPTION	Profile with Diffuser
SIZE	12mm x 8mm x 3 Mtr.
FINISH	Aluminium Matt



INPUT : 100 - 240V OUTPUT : 12V

Plug

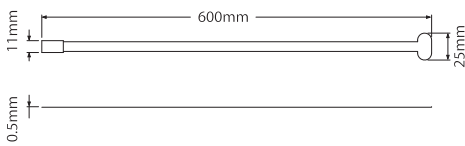
SIZE 1.5mtr Cable (EU-Type)



DC : 12V

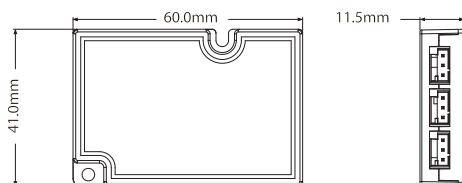
Distributor

SIZE 0.2mtr Cable



Membrane Switch

SIZE 2mtr Cable


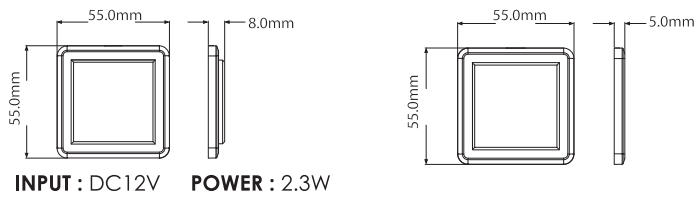


INPUT : DC12V OUTPUT : DC12V

Membrane Controller


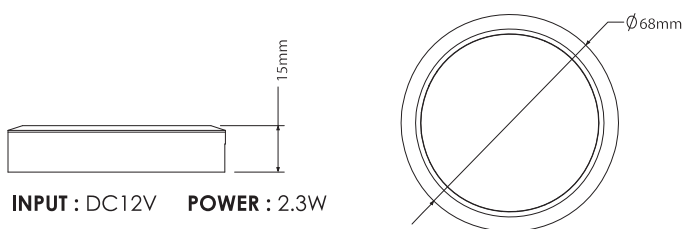
SIZE 0.2mtr Cable





Light-01

DESCRIPTION	Square
SIZE	2 mtr. Cable
COLOUR	Milky White



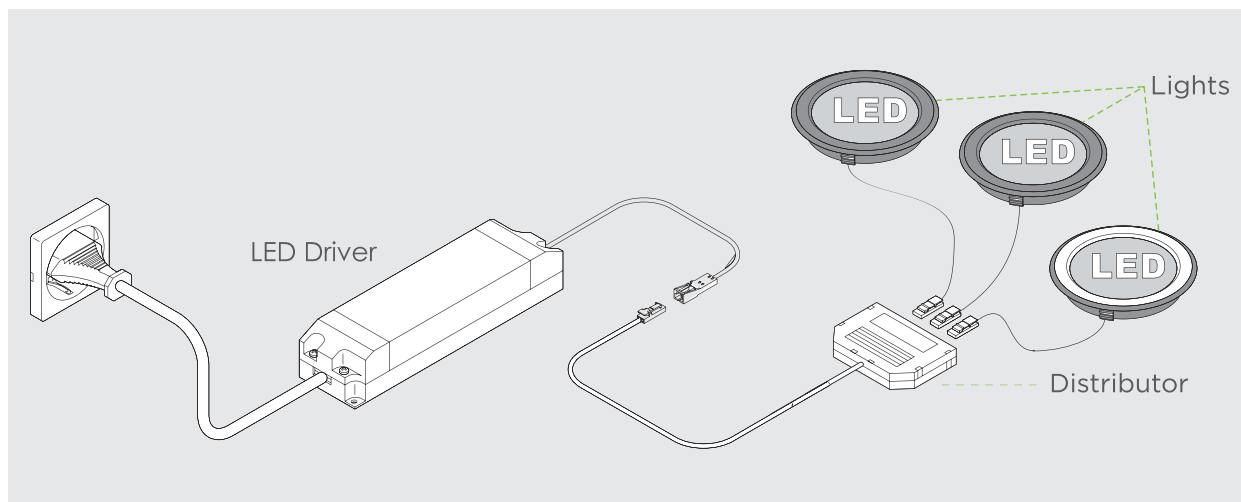
Light-02

DESCRIPTION	Round
SIZE	2 mtr. Cable
COLOUR	Milky White



LED Driver

SIZE	1.5 mtr. Cable (EU Type)
-------------	--------------------------





SWL-15KG


DESCRIPTION	Soft Close Wardrobe Lifter
SIZE	710mm - 1160mm
CAPACITY	15kg.



SWF-05

DESCRIPTION	Top Mounted Rotating Hanger
FINISH	White+Chrome

HIGH END KITCHEN STORAGE



High-class Grey

Extremely low-key,
but everywhere revealed
the benefits of the high-level sense.

PURPLE CRYSTAL SERIES & ENCANTO SERIES

Function

German Technology, super load-bearing Damping, fully pull-out guide rail, simple and brand new linkage structure, pull out the inner baskets while opening the door. Load-bearing point of cabinet door focus on bottom of cabinet, protect the door from deformation.

Design

Slim sides design, interpreting minimalism and light luxury style, enhance the taste of kitchen storage. The bottom is covered by non-slip mat, prevent the items from collision, and convenient to clean at the same time.

Quality


Sides of basket is made of superior aviation aluminium alloy, advanced fluorocarbon coating surface treatment technology, strong, rust resistance, abrasive resistance. The linkage structure is made of premium steel, European standard environmental surface treatment technology, running smooth and stable.

Storage

It is recommended to store frequently-used kitchen utensils, shakes, dried fruit or condiments, It is suitable to be used with embedded refrigerator in high cabinet combination, not only can convenient to fetch items, but also can reduce the abrupt feeling of single use.



HIGH END KITCHEN STORAGE
PURPLE CRYSTAL



Basket is made of alloy
(chromed purple)
and tempered glass

Loading Capacity

Max Loading for each bigger
Basket 5kg, Max Loading
for each smaller Basket 3kg.


Slim side design, interpreting minimalism
and light luxury style, enhance the taste
of kitchen storage. The bottom is covered
by non-slip mat, prevent the items from
collision, and convenient to clean at the
same time.



PANTRY ROLL OUT

PRODUCT CODE	SPECIFICATION (W x D x H)	CARCASE SIZE	DESCRIPTION	FINISH	TYPE
PCPRO - 70712	405 x 500 x 1780mm	450mm	6 Basket	Upgrade Grey Glass	Soft Close
PCPRO - 70713	555 x 500 x 1780mm	600mm	6 Basket	Upgrade Grey Glass	Soft Close

HIGH END KITCHEN STORAGE
PURPLE CRYSTAL



Basket is made of alloy
(chromed purple)
and tempered glass

Loading Capacity

Max Loading 75kg, each Basket
Max loading 15kg. Suggesting cabinet
door being mounted with 165* hinge

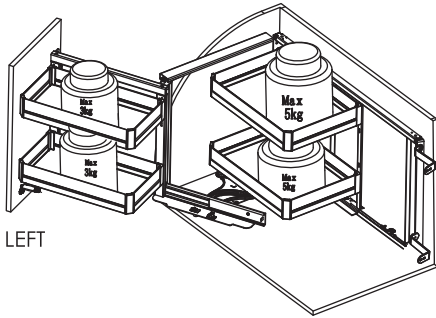
Unique linkage design, open the door at
the same time with all the baskets,
convenient storage. Mute design, so that
the product in the process of opening and
closing, always maintain a smooth and
smooth effect. Double guide rail design,
a change of the previous single guide rail
mode, strengthen the bearing capacity of
the product.



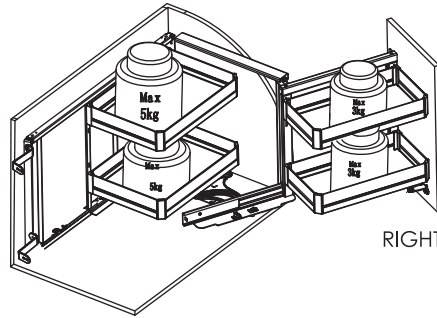
AIRCRAFT CARRIER CABIN

PRODUCT CODE	SPECIFICATION (W x D x H)	CARCASE SIZE	DESCRIPTION	FINISH	TYPE
PCACC - 70714	(404 x 424) x 500 x 1780mm	450mm	5 Basket	Upgrade Grey Glass	Soft Close
PCACC - 70715	(564 x 574) x 500 x 1780mm	600mm	5 Basket	Upgrade Grey Glass	Soft Close

HIGH END KITCHEN STORAGE PURPLE CRYSTAL



LEFT



RIGHT

Loading Capacity

Max Load of each bigger Basket is 5kg, Max load of each smaller Basket is 3kg.

Basket is made of alloy (chromed purple) and tempered glass

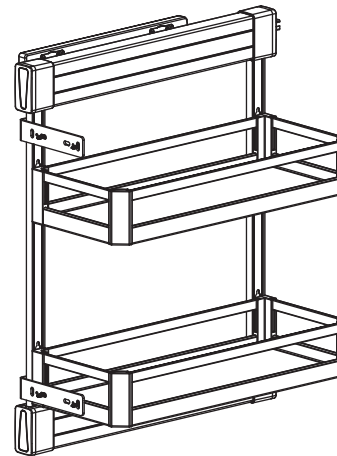
Little monster series, make full use of kitchen corner space, realize all articles pull out Cabinet width body.



MAGIC CORNER

PRODUCT CODE	SPECIFICATION (W x D x H)	CARCASE SIZE	DESCRIPTION	FINISH	TYPE
PCMC - 70711 (LEFT)	(860-960) x 530 x 520mm	900-1000mm	Left Opening	Upgrade Grey Glass	Soft Close
PCMC - 70711 (RIGHT)	(860-960) x 530 x 520mm	900-1000mm	Right Opening	Upgrade Grey Glass	Soft Close

HIGH END KITCHEN STORAGE
PURPLE CRYSTAL



Basket is made of alloy (chromed purple) and tempered glass

Loading Capacity


Germany Brand HURMAR Soft-Close synchronous slide, smooth movement Max loading 30kg

Simplicity, comfortable home, cutting-edge technology, exquisite craft, art and life perfectly fit.



SIDE MOUNTED PULLOUT

PRODUCT CODE	SPECIFICATION (W x D x H)	CARCASE SIZE	DESCRIPTION	FINISH	TYPE
PCSMP - 70716	135 x 485 x 580mm	200mm	2 Basket	Upgrade Grey Glass	Soft Close
PCSMP - 70717	235 x 485 x 580mm	300mm	2 Basket	Upgrade Grey Glass	Soft Close



Basket is made of Aluminium

Surface treatment
Fluorocarbon coating

Loading Capacity
Max Loading for each bigger Basket 5kg,
Max loading for each smaller Basket 3kg.

Slim side design, interpreting minimalism and light luxury style, enhance the taste of kitchen storage. The bottom is covered by non-slip mat, prevent the items from collision, and convenient to clean at the same time.




PANTRY ROLL OUT

PRODUCT CODE	SPECIFICATION (W x D x H)	CARCASE SIZE	DESCRIPTION	FINISH	TYPE
EPRO - 60612	405 x 500 x 1780mm	450mm	6 Basket	Grey	Soft Close
EPRO - 60613	555 x 500 x 1780mm	600mm	6 Basket	Grey	Soft Close



HIGH END KITCHEN STORAGE
ENCANTO



Basket is made of Aluminium

Surface treatment
Fluorocarbon coating

Loading Capacity

Max Loading 75kg, each Basket Max loading 15kg. Suggesting cabinet door being mounted with 165* hinge

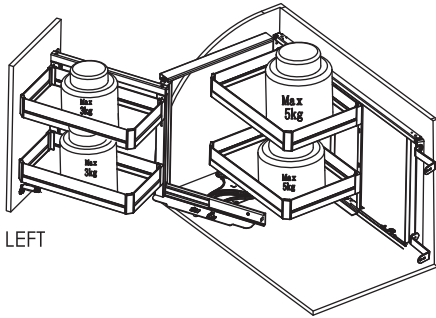
Unique linkage design, open the door at the same time with all the baskets, convenient storage. Mute design, so that the product in the process of opening and closing, always maintain a smooth and smooth effect. Double guide rail design, a change of the previous single guide rail mode, strengthen the bearing capacity of the product.



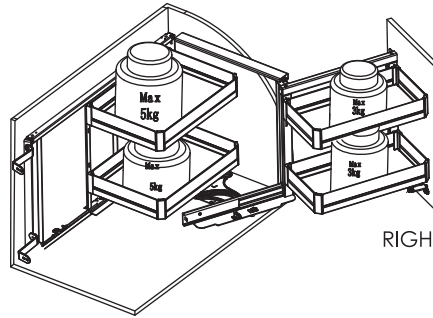
AIRCRAFT CARRIER CABIN

PRODUCT CODE	SPECIFICATION (W x D x H)	CARCASE SIZE	DESCRIPTION	FINISH	TYPE
EACC - 60614	(404-424) x 500 x 1780mm	450mm	5 Basket	Grey	Soft Close
EACC - 60615	(554-574) x 500 x 1780mm	600mm	5 Basket	Grey	Soft Close

HIGH END KITCHEN STORAGE ENCANTO



LEFT



RIGHT

Loading Capacity

Max Load of each bigger Basket is 5kg, Max load of each smaller Basket is 3kg.

Surface treatment

Fluorocarbon coating

Basket is made of Aluminium

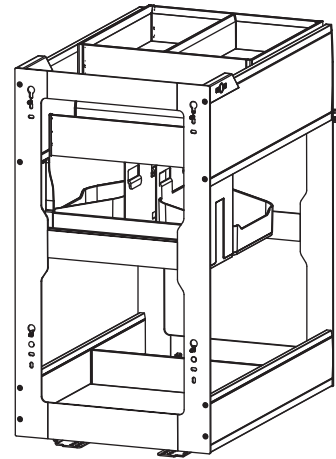
Little monster series, make full use of kitchen corner space, realize all articles pull out Cabinet width body.



MAGIC CORNER

PRODUCT CODE	SPECIFICATION (W x D x H)	CARCASE SIZE	DESCRIPTION	FINISH	TYPE
EMC - 60611 (LEFT)	(860-960) x 530 x 520mm	900-1000mm	Left Opening	Grey	Soft Close
EMC - 60611 (RIGHT)	(860-960) x 530 x 520mm	900-1000mm	Right Opening	Grey	Soft Close

HIGH END KITCHEN STORAGE
ENCANTO




Basket is made of Aluminium

Surface treatment
Fluorocarbon coating

Loading Capacity

Germany Brand HURMAR Soft-Close synchronize slide, smooth movement Max loading 30kg

Simplicity, comfortable home, cutting edge technology, exquisite craft, art and life perfectly fit.



MULTI FUNCTION PULLOUT

PRODUCT CODE	SPECIFICATION (W x D x H)	CARCASE SIZE	DESCRIPTION	FINISH	TYPE
EMFP - 60617	264 x 470 x 552mm	300mm	2 Basket	Grey	Soft Close

HIGH END KITCHEN STORAGE
ENCANTO



Basket is made of Aluminium

Surface treatment
Fluorocarbon coating

Loading Capacity

Germany Brand HURMAR Soft-Close synchronize slide, smooth movement Max loading 30kg

Simplicity, comfortable home, cutting edge technology, exquisite craft, art and life perfectly fit.




BOTTOM MOUNTED PULLOUT

PRODUCT CODE	SPECIFICATION (W x D x H)	CARCASE SIZE	DESCRIPTION	FINISH	TYPE
EBMP - 60616	164 x 470 x 552mm	200mm	2 Basket	Grey	Soft Close



OYA - CUTLERY TRAY

PRODUCT CODE	CARCASE SIZE	FINISH
OCT - 450	450mm	Grey
OCT - 600	600mm	Grey



S-CORNER

PRODUCT CODE	SC - 01
FINISH	Grey
DESCRIPTION	Right/Left, Soft Closing
CARCASE SIZE	900 - 1000mm



High Load Capacity



Easy Installation





High Load Capacity



Easy Installation



SLIM TANDEM BOX

PRODUCT CODE	STB-01					
FINISH	Grey Matt					
DESCRIPTION	Weight Capacity : 40 kg					
SIZE (H X D)	84 x 300mm	84 x 350mm	84 x 400mm	84 x 450mm	84 x 500mm	84 x 550mm
SIZE (H X D)	167 x 300mm	167 x 350mm	167 x 400mm	167 x 450mm	167 x 500mm	167 x 550mm
SIZE (H X D)	199 x 300mm	199 x 350mm	199 x 400mm	199 x 450mm	199 x 500mm	199 x 550mm



GLASS TANDEM BOX

PRODUCT CODE	GTB-02		
FINISH	Grey Matt + Transparent Glass		
DESCRIPTION	Weight Capacity : 40 kg		
SIZE (H X D)	84 x 400mm	84 x 450mm	84 x 500mm
SIZE (H X D)	167 x 400mm	167 x 450mm	167 x 500mm
SIZE (H X D)	199 x 400mm	199 x 450mm	199 x 500mm



High Load Capacity



Easy Installation




FRONT CONNECTOR (L&R)

CODE	SIZE
SFC-84	Height : 84mm
SFC-167	Height : 167mm
SFC-199	Height : 199mm



FRONT PANEL

PRODUCT CODE	SFP-1200
MATERIAL	Aluminum
DESCRIPTION	Size : 1200mm
FINISH	Grey Matt



SQUARE BAR

PRODUCT CODE	SSB-1200
MATERIAL	Aluminum
DESCRIPTION	Size : 1200mm
FINISH	Grey Matt



FULL GLASS FRONT CONNECTOR (L&R)

PRODUCT CODE	SIZE
FG-FC-84	Height : 84mm
FG-FC-167	Height : 167mm
FG-FC-199	Height : 199mm




FRONT PANEL

PRODUCT CODE	GFP-1200
MATERIAL	Aluminum
DESCRIPTION	Size : 1200mm
FINISH	Grey Matt



HALF GLASS FRONT CONNECTOR (L&R)

PRODUCT CODE	SIZE
HG-FC-167	Height : 167mm
HG-FC-199	Height : 199mm



FRONT PANEL

PRODUCT CODE	GFP-1200
MATERIAL	Aluminum
DESCRIPTION	Size : 1200mm
FINISH	Grey Matt



PRODUCT NAME	Non-Slip Drawer Mat
SIZE	10Mtrs (L) x 500mm (H) 20Mtrs (L) x 500mm (H)
COLOUR	Dark Grey

Features

- Non-Slip Drawer Mat is perfectly manufactured for drawers, cabinets, cup-boards, shelves, desks, etc.
- It is made of BPA-Free and odourless EVA material which is non-slip, waterproof and flexible.
- This mat is supplied in rolls or can be cut into any shapes or size.
- It is non-adhesive, easy to clean and washable.

SLIDING FITTINGS

Starrs offers a comprehensive collection of manual sliding door systems for a wide range of applications at home and work. Our large portfolio of door fittings enables users to create tailor-made solutions for virtually any requirement. The solid build quality and premium finishes of these metal fittings add to the overall aesthetic appeal of the place.





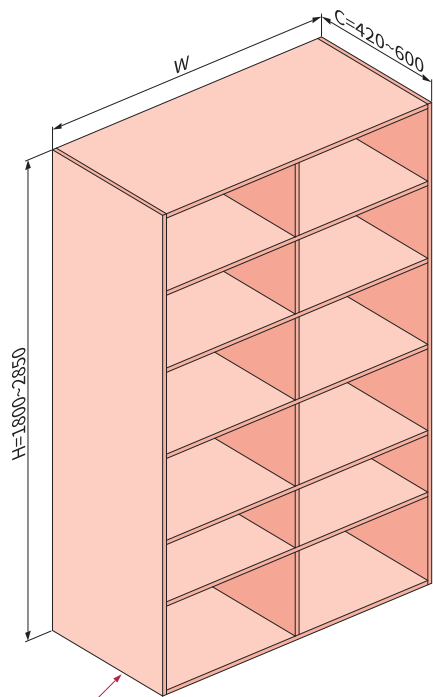
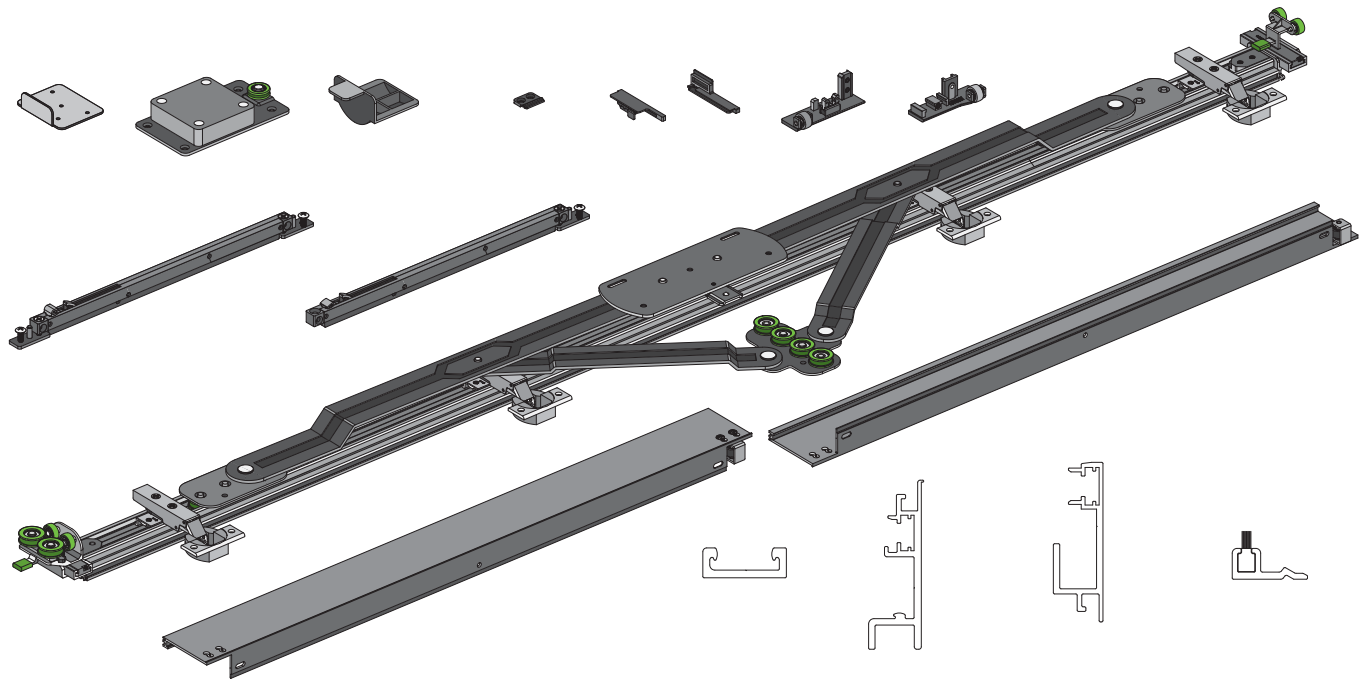
Pocket door sliding is an innovative idea to saving space. Instead of opening outwards, the door slides into the pockets on the sides of the unit. Pocket doors create a completely clear opening, allowing for easy movement from room to room. Pocket doors are a good option for smaller rooms that may not have space for a full-swing door. They are perfect for closets and small bedrooms where floor space counts.

TECHNICAL POINTS

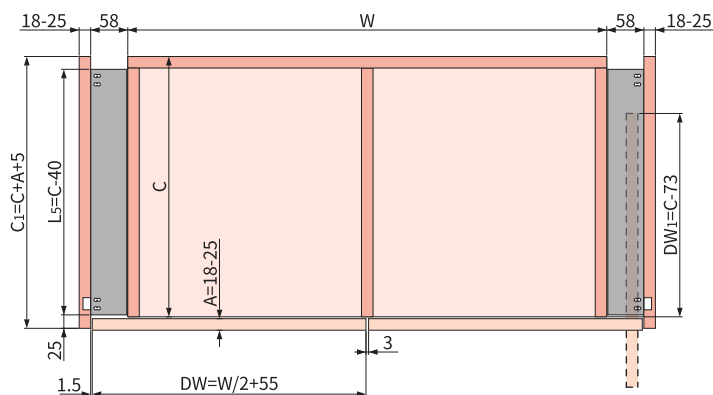
Application : Wooden Door | The depth of the cabinet : 420 - 600mm | Door thickness : 18 - 25mm
 Door Weight : Single Door - 50kg | The height of the cabinet : 1720 - 2850mm

PRODUCT NAME	Pocket Door Sliding
PRODUCT CODE	SPDS - LEFT

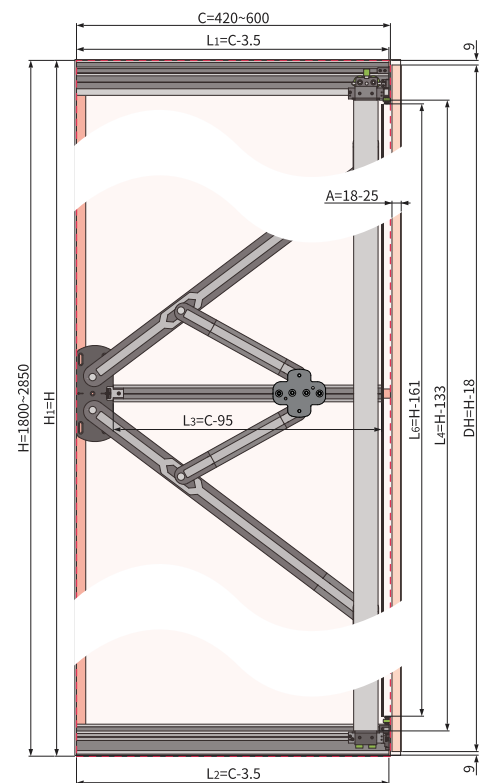
PRODUCT NAME	Pocket Door Sliding
PRODUCT CODE	SPDS - RIGHT




Note: No Baseboard




A	The thickness of the door panel	L1	The length of the upper track
C	The depth of the cabinet	L2	The length of the bottom track
C1	The depth of the seal panel	L3	The length of the middle track
H	The height of the cabinet	L4	The height of the axis
H1	The height of the seal panel	L5	The length of the connected panel
DH	The height of the door panel	L6	The length of the prole for weather strip & brusher
DW	The width of the door panel		
DW1	The depth of the pocket	W	The width of the cabinet

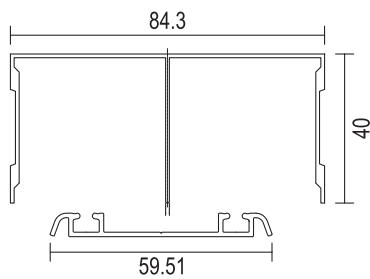





PRODUCT CODE	SSR-609
DESCRIPTION	Soft Close Sliding Fitting
TYPE	2 Door Kit
WEIGHT CAP.	50 kg Per Door



PRODUCT CODE	SSR-709	
DESCRIPTION	Soft Close Sliding Fitting	
TYPE	2 Door Kit	3 Door Kit
WEIGHT CAP.	50 kg Per Door	



PRODUCT CODE	SSC-609
DESCRIPTION	Sliding Channel (Top & Bottom)
SIZE	2.5 Mtr, 3.97 Mtr
FINISH	Aluminium

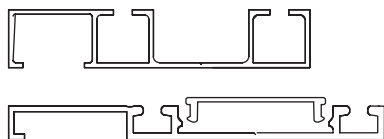


PRODUCT CODE	SSR-409
DESCRIPTION	Soft Close Sliding Fitting (for inset wardrobe door)
TYPE	2 Door Kit
WEIGHT CAP.	50 Kg. (One Door Max.)

PRODUCT CODE	SSR-509
DESCRIPTION	Soft Close Sliding Fitting (for inset wardrobe door)
TYPE	2 Door Kit
WEIGHT CAP.	50 Kg. (One Door Max.)



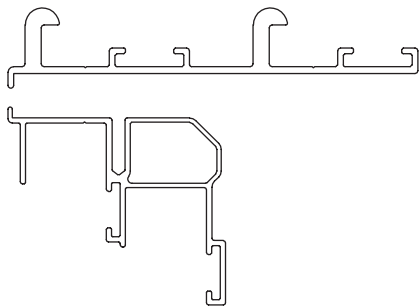
DESCRIPTION	Soft Close Dampener (Use with SSR-409/509)
--------------------	--



PRODUCT CODE	SSC-409			
DESCRIPTION	Sliding Channel (Use with SSR-409/509)			
SIZE	2.43mtr. (8ft)			
FINISH	Aluminium	Matt black	Champagne	Iron grey
SIZE	3.66mtr. (12ft)			
FINISH	Aluminium			



PRODUCT CODE	SSR-602
DESCRIPTION	Soft Close Sliding Fitting (for overlay wardrobe door)
TYPE	2 Door Kit, 3 Door Kit
WEIGHT CAP.	80 Kg. (One Door Max.)



PRODUCT CODE	SSC-602
DESCRIPTION	Sliding Channel (Use with SSR-602)
SIZE	3mtr. (10ft), 3.66mtr. (12ft)
FINISH	Aluminium



PRODUCT CODE	SSR-04	Weight Cap. : 40 kg.
PRODUCT CODE	SSR-08	Weight Cap. : 60 kg.
DESCRIPTION	Sliding Roller (4 Wheel, 8 Wheel)	



PRODUCT CODE	SSC-04/08
DESCRIPTION	Sliding Channel (Use with SSR-04/08)
SIZE	12 ft, 13 ft, 16 ft
FINISH	Aluminium



PRODUCT CODE	SSR-01
DESCRIPTION	Sliding Roller
TYPE	2 Door Kit

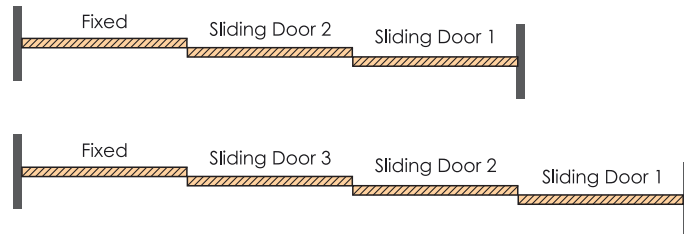


PRODUCT CODE	SSC-01
DESCRIPTION	Sliding Channel (Use with SSR-01)
SIZE	10 ft, 12 ft
FINISH	Aluminium



A telescopic door system is the best choice for limited space and heavy doors. This eliminates any need for use of the space normally required for swinging doors to open into a room interior. With the telescopic frame installed, two door panels can slide into the same adjoining wall, permitting full opening of the wide doorway and admittance of all exterior light into the room. Doors are equipped with soft close mechanism.

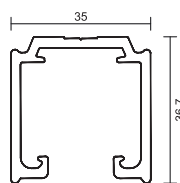
DIAGRAM



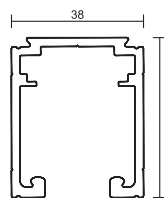
PRODUCT NAME	Telescopic Sliding Roller	
PRODUCT CODE	SSR-314 (1+2)	SSR-314 (1+3)
DESCRIPTION	Noise Less Sliding Fitting	
TYPE	Both Side Soft Close	
WEIGHT CAP.	80 Kg.	



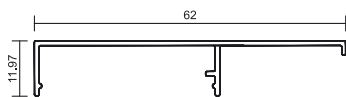
PRODUCT NAME	Telescopic Sliding Roller	
PRODUCT CODE	SSR-315 (1+2)	SSR-315 (1+3)
DESCRIPTION	Heavy Door Sliding Fitting	
TYPE	Both Side Soft Close	
WEIGHT CAP.	120 Kg.	



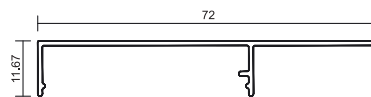
PRODUCT NAME	SSC-14
DESCRIPTION	Sliding Channel
SIZE	3 Mtr, 3.97 Mtr
FINISH	Matt Black



PRODUCT CODE	SSC-12
DESCRIPTION	Heavy Sliding Channel
SIZE	3 Mtr, 3.97 Mtr
FINISH	Matt Black



PRODUCT NAME	Track Cover
PRODUCT CODE	SSTC-14
SIZE	3 Mtr, 3.97Mtr
FINISH	Matt Black



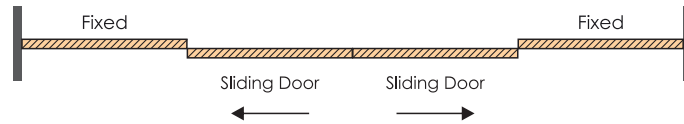
PRODUCT NAME	Track Cover
PRODUCT CODE	SSTC-12
SIZE	3 Mtr, 3.97Mtr
FINISH	Matt Black

WOODEN DOOR SYNCHRONIZE SLIDING



Sync sliding system is a solution specifically designed to realize wooden doors with synchronized opening motion. Extremely easy to install, saving time and energy and it makes an environmentally friendly option. Ideal to create partitions in living space, this system can be configured to have their Synchronized Sliding mechanism. Doors are equipped with soft close mechanism.

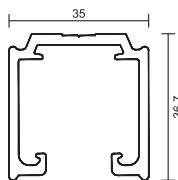
DIAGRAM



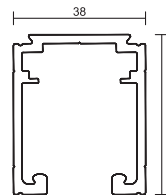
PRODUCT NAME	Synchronize Sliding Roller
PRODUCT CODE	SSR-414
DESCRIPTION	Sliding Fitting
TYPE	Both Side Soft Close
WEIGHT CAP.	80 Kg.



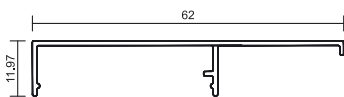
PRODUCT NAME	Synchronize Sliding Roller
PRODUCT CODE	SSR-415
DESCRIPTION	Heavy Door Sliding Fitting
TYPE	Both Side Soft Close
WEIGHT CAP.	120 Kg.



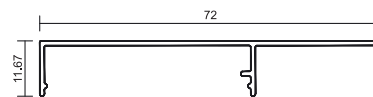
PRODUCT NAME	SSC-14
DESCRIPTION	Sliding Channel
SIZE	3 Mtr, 3.97 Mtr
FINISH	Matt Black



PRODUCT CODE	SSC-12
DESCRIPTION	Heavy Sliding Channel
SIZE	3 Mtr, 3.97 Mtr
FINISH	Matt Black



PRODUCT NAME	Track Cover
PRODUCT CODE	SSTC-14
SIZE	3 Mtr, 3.97Mtr
FINISH	Matt Black



PRODUCT NAME	Track Cover
PRODUCT CODE	SSTC-12
SIZE	3 Mtr, 3.97Mtr
FINISH	Matt Black



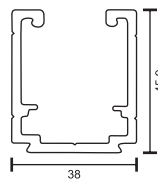
PRODUCT CODE	SSR-10
DESCRIPTION	Heavy Door Sliding Fitting
TYPE	Without Soft Close
WEIGHT CAP.	80 - 120 Kg. (One Door Max.)



PRODUCT CODE	SSR-11
DESCRIPTION	Soft Close Heavy Door Sliding Fitting
TYPE	1 Side Soft Close
WEIGHT CAP.	80 - 120 Kg. (One Door Max.)



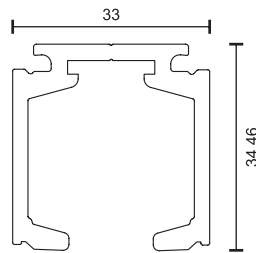

PRODUCT CODE	SSR-12
DESCRIPTION	Soft Close Heavy Door Sliding Fitting
TYPE	Both Side Soft Close
WEIGHT CAP.	80 - 120 Kg. (One Door Max.)



PRODUCT CODE	SSC-10/11/12
DESCRIPTION	Heavy Sliding Channel
SIZE	2.43mtr. (8ft), 3.97mtr. (13ft)
FINISH	Aluminium



SLIDING FITTINGS



PRODUCT CODE	SSR-13
DESCRIPTION	Noise Less Sliding Door Fitting
TYPE	Both Side Soft Close
WEIGHT CAP.	60 - 80 Kg. (One Door Max.)


PRODUCT CODE	SSC-13
DESCRIPTION	Sliding Channel
SIZE	2.43mtr. (8ft), 3.97mtr. (13ft)
FINISH	Aluminium



PRODUCT CODE	SMR-01
DESCRIPTION	Magnifying Mirror
MATERIAL	Brass




PRODUCT CODE	SMR-03
DESCRIPTION	Magnifying Mirror with LED
MATERIAL	Brass




PRODUCT CODE	7009	Size : 206 x 206 x 56
PRODUCT CODE	7010	Size : 245 x 245 x 55
DESCRIPTION	SS Corner	
MATERIAL	SS 304 + ABS	



PRODUCT CODE	7011	Size : 290 x 123 x 56
PRODUCT CODE	7012	Size : 350 x 123 x 55
DESCRIPTION	SS Front Shelf	
MATERIAL	SS 304 + ABS	



PRODUCT NAME	Glass Corner	
DESCRIPTION	Toughened	
SIZE	10" x 10"	12" x 12"



PRODUCT NAME	Glass Shelf	
DESCRIPTION	Toughened	
SIZE	16"	20"



PRODUCT CODE	7004
DESCRIPTION	Foot Rest with Hook
MATERIAL	Brass



CLOTH HOOKS



PRODUCT CODE	SCH-2003	3 Pin
PRODUCT CODE	SCH-2006	6 Pin
FINISH	Satin Nickle	




PRODUCT CODE	SCH-1002	2 Pin
PRODUCT CODE	SCH-1004	4 Pin
FINISH	Satin Nickle	



PRODUCT CODE	SCH-4006		
FINISH	Chrome		
SIZE	2 Pin	4 Pin	6 Pin




PRODUCT CODE	SCH-5006		
FINISH	White+CP		
SIZE	2 Pin	4 Pin	6 Pin



PRODUCT CODE	SCH-6000	
FINISH	Chrome	
SIZE	4 Pin	6 Pin




PRODUCT CODE	SCH-6100	
FINISH	Satin + Black	
SIZE	4 Pin	6 Pin



PRODUCT CODE	SCH-6200	
FINISH	Grey + RG PVD	
SIZE	4 Pin	6 Pin



PRODUCT CODE	SCH-6300	
FINISH	SS Matt	
SIZE	4 Pin	6 Pin



PRODUCT CODE	SCH-6400	
FINISH	Rose Gold PVD	
SIZE	4 Pin	6 Pin



PRODUCT CODE	SCH-6500	
FINISH	Antique, Black	
SIZE	4 Pin	6 Pin



PRODUCT CODE	SCH-6600	
FINISH	Gold PVD, Rose Gold PVD	
SIZE	4 Pin	6 Pin



S/S PIPES



PRODUCT CODE	SSP-19
DESCRIPTION	Round Pipe 19mm
MATERIAL	Stainless Steel
FINISH	Chrome
SIZE	12 ft



PRODUCT CODE	SSP-25
DESCRIPTION	Round Pipe 25mm
MATERIAL	Stainless Steel
FINISH	Chrome Satin
SIZE	12 ft



PRODUCT CODE	SSP-30
DESCRIPTION	Oval Pipe 15 x 30mm
MATERIAL	Stainless Steel
FINISH	Chrome Satin
SIZE	12 ft



Versatile Starrs hinge systems feature fine-tuned movements in varied styles to suit different door movements. A sturdy metal build coupled with precision craftsmanship of Starrs designers make them amazingly functional and durable.





PRODUCT CODE	HSC-20
DESCRIPTION	Soft Close Hinge (Slide on)
SIZE	0 / 8 / 15 Crank



PRODUCT CODE	HSC-25
DESCRIPTION	Soft Close Hinge, 3D Adjustment. Use for (20-22mm) Aluminium Profile
SIZE	Full Overlay



PRODUCT CODE	HSC-26
DESCRIPTION	Soft Close Hinge, 3D Adjustment. Use for (25mm) Aluminium Profile
SIZE	Full Overlay



PRODUCT CODE	HSC-30
DESCRIPTION	3D Adjustment (2 way-small angle soft close)
SIZE	0 / 8 / 15 Crank
FINISH	Gun Black



PRODUCT CODE	HSC-35
DESCRIPTION	Soft Close Hinge, 3D Adjustment
SIZE	0 / 8 / 15 Crank



PRODUCT CODE	HSC-40
DESCRIPTION	Soft Close Hinge
SIZE	Thick Door (16-30mm) , 0 / 8 / 15 Crank



PRODUCT CODE	HSC-45
DESCRIPTION	Blind Soft Close Hinge 45°



PRODUCT CODE	HSC-90
DESCRIPTION	Blind Soft Close Hinge 90°



PRODUCT CODE	Z-90
DESCRIPTION	Pie/Bio Hinge



PRODUCT CODE	HSC-165
DESCRIPTION	Corner Soft Close Hinge



PRODUCT CODE	HSC-S/S 304 (3D)
DESCRIPTION	3D-S/S Soft Close Hinge
SIZE	0 / 8 / 15 Crank



PRODUCT CODE	HSC-S/S 304A
DESCRIPTION	S/S Soft Close Hinge
SIZE	0 / 8 / 15 Crank



PRODUCT NAME	Air Concealed Soft Close Hinge
DESCRIPTION	One Set 2 Pcs (Right & Left)
WEIGHT CAP.	20 kg



PRODUCT NAME	Air Hinge - Cover
DESCRIPTION	One Set 2 Pcs (Right & Left)



DRAWER SLIDES

Starrs high-quality metal runners and rail fittings make sure your kitchen, wardrobe and bathroom drawers slide smoothly and glitch-free. Sturdy form-factor and judicious design ensure for a seamless glide-through, adding to the functionality of drawers and user experience.





**FULL EXTENSION
SYNCHRONIZE SOFT CLOSE QUADRO**




PRODUCT CODE	SFSQ -10"	SFSQ -12"	SFSQ -14"	SFSQ -16"	SFSQ -18"	SFSQ -20"	SFSQ -22"	SFSQ -24"
SIZE	10" (250mm)	12" (300mm)	14" (350mm)	16" (400mm)	18" (450mm)	20" (500mm)	22" (550mm)	24" (600mm)



Telescopic Slide



FINISH	Zinc								
SIZE	8"	10"	12"	14"	16"	18"	20"	22"	24"



**Heavy Duty
Telescopic Slide (53mm)**



FINISH	Zinc												
SIZE	14"	16"	18"	20"	22"	24"	28"	30"	32"	34"	36"	42"	



**Soft Close
Telescopic Slide**




FINISH	Zinc								
SIZE	10"	12"	14"	16"	18"	20"	22"		



**Stainless Steel
Slide**



FINISH	S.S. (Grade : SS 201)								
SIZE	12"	14"	16"	18"	20"				



**Black
Telescopic Slide**



FINISH	Black								
SIZE	10"	12"	14"	16"	18"	20"	22"	24"	



Wardrobe Lock

PRODUCT CODE	WRDL		
DESCRIPTION	Dimple key, Brass Bolt, Brass key		
FINISH	SS		
SIZE	25mm	30mm	35mm



Drawer Lock


PRODUCT CODE	DRWL	
DESCRIPTION	Dimple key, Brass Bolt, Brass key	
FINISH	SS	
SIZE	20mm	25mm





FURNITURE FITTINGS

Furniture adds the much-needed augmentation and convenience to interiors. But, it's the complex furniture fittings that hold a furniture piece together and truly contribute to its functionality and aesthetic appeal.





CABINET STAY



Bio Fold Lift Up

PRODUCT CODE	SBFL-121
DESCRIPTION	Use for Double Door
WEIGHT CAP.	7 - 8.5 kg

CABINET SIZE (MM)

H	W	T
700	900	18
700	1000	18
800	800	18
800	900	18

Bio Fold Lift Up

ITEM	SBFL-125
DESCRIPTION	Use for Double Door
WEIGHT CAP.	5.5 - 7 kg

CABINET SIZE (MM)

H	W	T
600	800	18
600	900	18
600	1000	18

CABINET STAY



Cabinet Stay

PRODUCT CODE	SHS -122
DESCRIPTION	Use for Single Door
WEIGHT CAP.	4 - 5 kg



Lift Up Fitting

PRODUCT CODE	SSFL -126
DESCRIPTION	Use for Single Door (Soft Close)
WEIGHT CAP.	4.5 - 6 kg



PRODUCT CODE	SHK-80/120		
DESCRIPTION	Gas Spring for Bed		
SIZE	600mm		
WEIGHT CAP.	80 kg	120 kg	



PRODUCT CODE	SHK-175		
DESCRIPTION	Gas Spring		
SIZE	335mm		
WEIGHT CAP.	35 kg		



PRODUCT CODE	SHK-167		
DESCRIPTION	Gas Spring		
WEIGHT CAP.	5kg, 10kg, 15kg, 20kg		



PRODUCT CODE	SHK-150		
DESCRIPTION	Gas Spring		
WEIGHT CAP.	5kg, 10kg, 15kg, 20kg		



PRODUCT CODE	SHK-155		
DESCRIPTION	Soft Close Gas Spring		
WEIGHT CAP.	5kg, 10kg, 15kg, 20kg		



PRODUCT CODE	SHS -124		
DESCRIPTION	Cabinet Stay		
WEIGHT CAP.	15 kg One Set		



PRODUCT CODE	SHS -123		
DESCRIPTION	Cabinet Stay		
WEIGHT CAP.	15 kg One Set		



PRODUCT CODE	Bed Fitting 03			
DESCRIPTION	Frame with Gas Spring			
SIZE	1.5 mtr.			
WEIGHT CAP.	125 kg	150 kg	175 kg	200 kg



PRODUCT NAME	Soft Close Dampener		
DESCRIPTION	For Telescopic Channel		



PRODUCT CODE	SPO-131		
DESCRIPTION	Push to Open with Magnet		



PRODUCT CODE	SFL-113
DESCRIPTION	Furniture Leg
MATERIAL	Aluminium
FINISH	Chrome
SIZE	3" 4" 6"



PRODUCT CODE	SFL-114
DESCRIPTION	Furniture Leg
MATERIAL	Aluminium
FINISH	Chrome
SIZE	3" 4" 6"



PRODUCT CODE	SFL-118
DESCRIPTION	Furniture Leg
MATERIAL	Aluminium
FINISH	Blk+Gold PVD, RG PVD+Blk
SIZE	100mm 150mm 200mm



PRODUCT CODE	SFL-115
DESCRIPTION	Furniture Leg, Height : 50mm
MATERIAL	PVC+SS 304
FINISH	Chrome PVD Rose Gold PVD Black Chrome



PRODUCT CODE	SFL-115
DESCRIPTION	L - Type Furniture Leg, Height : 50mm
MATERIAL	PVC+SS 304
FINISH	Chrome PVD Rose Gold PVD Black Chrome



PRODUCT CODE	SFL-116
DESCRIPTION	Furniture Leg, Height : 100mm
MATERIAL	Zinc
FINISH	SS Matt + CP Black Matt + Gold RG Matt + RG



PRODUCT CODE	SFL-117
DESCRIPTION	Furniture Leg
MATERIAL	PVC+SS 304
SIZE	2", 3", 4"
FINISH	Chrome PVD Rose Gold PVD Gold



PRODUCT CODE	SMDS-01
DESCRIPTION	Magnet Door Stopper
MATERIAL	Zinc
FINISH	SS, Antique, Matt Grey



PRODUCT CODE	SMDS-02
DESCRIPTION	Magnet Door Stopper
MATERIAL	Zinc
FINISH	SS, Antique, Matt Grey



PRODUCT NAME	Indicating Bolt
MATERIAL	Zinc
FINISH	Satin Nicle



PRODUCT NAME	Baby Latch Big
MATERIAL	Zinc
FINISH	Satin Nicle




PRODUCT CODE	SCM-134
DESCRIPTION	Round Cable Manager
MATERIAL	Zinc
FINISH	BSN



PRODUCT CODE	SCM-132	80 x 80mm
PRODUCT CODE	SCM-133	80 x 150mm
DESCRIPTION	Square Cable Manager	
MATERIAL	Aluminium	
FINISH	BSN	



PRODUCT CODE	D - Stopper
FINISH	BSN
MATERIAL	Zinc



PRODUCT CODE	SAVF			
DESCRIPTION	Ventilation Frame			
MATERIAL	Aluminum			
FINISH	Alu., SS Brus.,Chrome			
SIZE (MM)	80 x 150	80 x 200	80 x 300	80 x 400



PRODUCT NAME	Window Seal	
SIZE	6mtr.	
FINISH	White	Brown



PRODUCT CODE	Brush Seal
DESCRIPTION	with 3M Tape
SIZE	7 x 8mm (10mtr.)
FINISH	Grey



PRODUCT CODE	SDV-10
DESCRIPTION	Door Thickness 35-60mm
FINISH	Satin Nickel, Antique



PRODUCT CODE	SDV-20
DESCRIPTION	Door Thickness 35-60mm
FINISH	Satin Nickel, Antique



PRODUCT CODE	SPB-19/25
DESCRIPTION	Round Pipe Bracket
SIZE	19mm 25mm
FINISH	Chrome



PRODUCT CODE	SB-03
DESCRIPTION	Shelf Button
SIZE	Chrome



PRODUCT CODE	SB-04
DESCRIPTION	Shelf Button
SIZE	Chrome



PRODUCT CODE	SB-08
DESCRIPTION	Shelf Button
SIZE	Chrome



PRODUCT CODE	SOB-135
DESCRIPTION	Oval Pipe Bracket
SIZE	Chrome



PRODUCT CODE	SOB-140
DESCRIPTION	Oval Pipe Bracket
SIZE	Chrome



MORTISE HANDLES

Our design and engineering workmanship shows through the intricate detailing all over Starrs Mortise Handles. Rich design with clean lines and subtle curves lends them an elegant look and tactile feel that effortlessly make an impression on visitors. Alluring simplicity and smart design make the collection suitable for modern as well as contemporary interiors.





Satin+CP



Black M.+Rose Gold



CRG Matt+Black

PRODUCT CODE	SMH-12			
MATERIAL	SS 304			
FINISH	Satin+CP	Black M.+Rose Gold	CRG Matt+Black	



SS Matt+CP



Rose Gold PVD+Grey



Grey+Gold-PVD

PRODUCT CODE	SMH-13			
MATERIAL	Zinc			
FINISH	SS Matt+CP	Rose Gold PVD+Grey	Grey+Gold-PVD	



CP+SS Matt



Rose Gold PVD+Grey



Grey+Gold-PVD

PRODUCT CODE	SMH-14			
MATERIAL	Zinc			
FINISH	CP+SS Matt	Rose Gold PVD+Grey	Grey+Gold-PVD	



CP+SS Matt



Matt Antique+Grey



PVD-RG+Grey Matt



PVD-Grey+Grey Matt

PRODUCT CODE	SMH-15			
MATERIAL	Zinc			
FINISH	CP+SS Matt	Matt Antique + Grey	PVD-RG+Grey Matt	PVD-Grey+Grey Matt



SS+Grey



Black+Gold-PVD



Grey+Rose Gold-PVD

PRODUCT CODE	SMH-16			
MATERIAL	Zinc			
FINISH	SS+Grey	Black+Gold-PVD	Grey+Rose Gold-PVD	



SS+CP



Antique+Grey



Rose Gold PVD+Wood



Black+Black PVD

PRODUCT CODE	SMH-17			
MATERIAL	Zinc			
FINISH	SS+CP	Antique+Grey	Rose Gold PVD+Wood	Black+Black PVD



SS+CP



Antique+Gold PVD



Black+Black PVD



Rose Gold PVD+Black

PRODUCT CODE	SMH-18			
MATERIAL	Zinc			
FINISH	SS+CP	Antique+Gold PVD	Black+Black PVD	Rose Gold PVD+Black



SS+Grey



Black+Gold PVD



Grey+Rose Gold PVD

PRODUCT CODE	SMH-16 (10" Plate)			
MATERIAL	Zinc			
FINISH	SS+Grey	Black+Gold PVD	Grey+Rose Gold PVD	



SS+CP



Black+Black PVD



Antique+Grey

PRODUCT CODE	SMH-17 (10" Plate)			
MATERIAL	Zinc			
FINISH	SS+CP	Black+Black PVD	Antique+Grey	



SS+CP




Black+Black PVD



Antique+Gold PVD

PRODUCT CODE	SMH-18 (10" Plate)			
MATERIAL	Zinc			
FINISH	SS+CP	Black+Black PVD	Antique+Gold PVD	



PRODUCT CODE	SLB-10"				
DIMENSION	45mm Backset, 85mm Centre Distance				
FINISH	SS	Antique	Rose Gold	Grey	Black

- Hardened Brass Bolt
- Double Stroke Bolt Operation for Strong Grip
- SS Strike Plate
- Suggested Application for Front & Inside Door




SILENT LOCK BODY




SS

PRODUCT CODE	SLB-20"				
DIMENSION	45mm Backset, 85mm Centre Distance				
FINISH	SS				



PRODUCT CODE	SLB-30"				
DIMENSION	60mm Backset, 85mm Centre Distance				
FINISH	SS	Antique	Rose Gold	Grey	Black



P. CODE	Both Side Key (BSK)				
SIZE	60mm, 70mm, 80mm				
FINISH	SS	Antique	Rose Gold	Grey	Black

P. CODE	1 Side Knob + 1 Side Key (OSK)				
SIZE	60mm, 70mm, 80mm				
FINISH	SS	Antique	Rose Gold	Grey	Black

P. CODE	1 Side Coin + 1 Side Knob				
SIZE	60mm, 70mm, 80mm				
FINISH	SS	Antique	Rose Gold	Grey	Black



PULL HANDLES

Clean geometric outlines and stunning plain or textured metal and wood finishes adorn Starrs Pull handles. Drawing inspiration from nature, our intricately crafted styles seamlessly blend in with contemporary interiors without losing their distinctive timeless charm.

PULL HANDLES



Rose Gold



Gold



Black

PRODUCT CODE	ST-1401			
MATERIAL	Zinc			
SIZE C/C	200mm, 300mm, 450mm			
FINISH	Rose Gold	Gold	Black	



Rose Gold



Gold




Black

PRODUCT CODE	ST-1402			
MATERIAL	Zinc			
SIZE C/C	200mm, 300mm			
FINISH	Rose Gold	Gold	Black	



CRG Matt+Black



Black Matt+RG



Satin+CP

PRODUCT CODE	ST-1403			
MATERIAL	SS 304			
SIZE C/C	200mm (22mm Dia), 300mm (22mm Dia), 450mm (25mm Dia)			
FINISH	CRG Matt+Black	Black Matt+RG	Satin+CP	



CRG Matt+Black

PRODUCT CODE	ST-1404			
MATERIAL	SS 304			
SIZE C/C	300mm, 450mm, 600mm			
FINISH	CRG Matt + Black			



SS+CP



Black+
Black-PVD



Matt Antique+
Antique



Grey+
Rose Gold-PVD

PRODUCT CODE	ST-1405			
MATERIAL	Zinc			
SIZE C/C	300mm, 450mm			
FINISH	SS+CP	Black+Black-PVD	Matt Antique+Antique	Grey+Rose Gold-PVD



SS+Grey



Grey+
Rose Gold-PVD



Black+
Gold-PVD

PRODUCT CODE	ST-1406			
MATERIAL	Zinc			
SIZE C/C	300mm, 450mm			
FINISH	SS+Grey	Grey+Rose Gold-PVD	Black+Gold-PVD	

PULL HANDLES



Rose Gold+Black



Antique+Gold



Gold+Black

PRODUCT CODE	ST-1501			
MATERIAL	Zinc			
SIZE C/C	300mm, 450mm			
FINISH	Rose Gold+Black	Antique+Gold	Gold+Black	



Grey Matt+Gloss



RG Matt+Gloss



Antique




Gold Matt+Gloss


PRODUCT CODE	ST-1502			
MATERIAL	Zinc			
SIZE C/C	300mm, 450mm			
FINISH	Grey Matt+Gloss	RG Matt+Gloss	Antique	Gold Matt+Gloss



Antique+Grey



Grey+Rose Gold PVD



Matt Rose Gold+Black PVD

PRODUCT CODE	ST-1407			
MATERIAL	Zinc			
SIZE C/C	300mm, 450mm			
FINISH	Antique+Grey	Grey+Rose Gold PVD	Matt Rose Gold+Black PVD	



PRODUCT CODE	ST-1304
MATERIAL	Zinc
SIZE (MM)	C/C 310 E/E 471
FINISH	Matt Ant. Brushed



PRODUCT CODE	ST-1306
MATERIAL	Zinc
SIZE (MM)	C/C 500 E/E 560
FINISH	Matt Ant. Brushed



PRODUCT CODE	ST-1204
MATERIAL	Zinc
SIZE C/C	200mm, 300mm
FINISH	SS Matt Antique



PRODUCT CODE	ST-1012
MATERIAL	Aluminum
SIZE	C/C 300 E/E 450 C/C 450 E/E 600
FINISH	Chrome + White Lip Seashell



PRODUCT CODE	ST-1013
MATERIAL	Aluminum
SIZE	C/C 300 E/E 450
FINISH	Chrome + Black Lip Seashell



PRODUCT CODE	ST-1102
MATERIAL	SS 304
SIZE	C/C 550 E/E 600 C/C 850 E/E 900 C/C 1150 E/E 1200
FINISH	S/S + Mirror Finish



PRODUCT CODE	ST-1101
MATERIAL	SS 304
SIZE	C/C 800 E/E 1000
FINISH	Ant. Bronze + Green Seashell



PRODUCT CODE	ST-1203
MATERIAL	Zinc
SIZE C/C	300mm, 450mm
FINISH	Chrome



PRODUCT CODE	ST-909
MATERIAL	Aluminum
SIZE	C/C 350 E/E 400
FINISH	Brushed Satin Nickel



PRODUCT CODE	ST-910
MATERIAL	Aluminum
SIZE	C/C 300 E/E 350 C/C 350 E/E 400
FINISH	Brushed Satin Nickel



PRODUCT CODE	STML-005
DESCRIPTION	Handle with Lock Body & Cylinder
MATERIAL	Zinc
FINISH	Satin Nickel



CABINET HANDLES

Everlasting. Reliable. A classic. Basic is the one to turn to when everything else fails. Our values and beliefs are our basics and we believe in "listening to you".

CABINET HANDLES



Rose Gold




Antique




SS Matt

PRODUCT CODE	EM-101			
MATERIAL	Zinc			
SIZE C/C	96mm, 160mm, 224mm, 288mm, 448mm			
FINISH	Rose Gold	Antique	SS Matt	



SS+CP



Grey+Rose Gold


PRODUCT CODE	EM-102			
MATERIAL	Zinc			
SIZE C/C	96mm, 160mm, 224mm, 288mm			
FINISH	SS+CP	Grey+Rose Gold		



Black



Satin




Rose Gold

PRODUCT CODE	EM-201			
MATERIAL	Aluminum			
SIZE E/E	200mm, 500mm, 700mm, 900mm, 1200mm			
FINISH	Black	Satin	Rose Gold	

CABINET HANDLES



Chrome



RG PVD

PRODUCT CODE	EM-202			
MATERIAL	Zinc			
SIZE C/C	96mm, 160mm, 256mm, 320mm			
FINISH	Chrome	RG PVD		



Chrome



SS Matt



Gold PVD



Grey PVD



RG PVD

PRODUCT CODE	EM-203				
MATERIAL	Zinc				
SIZE C/C	96mm, 160mm, 256mm, 320mm				
FINISH	Chrome	SS Matt	Gold PVD	Grey PVD	RG PVD



Black + RG



Satin + Black



R/G + Black

PRODUCT CODE	EM-204			
MATERIAL	Aluminum			
SIZE (E/E)	200mm, 320mm, 500mm, 700mm, 900mm, 1200mm			
FINISH	Black + RG	Satin + Black	R/G + Black	

CABINET HANDLES



SS+CP



Antique+Grey



PVD Black+Black



Rose Gold PVD+Wood

PRODUCT CODE	EM-205			
MATERIAL	Zinc			
SIZE C/C	96mm, 160mm, 256mm, 320mm			
FINISH	SS+CP	Antique+Grey	PVD Black+Black	Rose Gold PVD+Wood



SS+CP



Antique+Grey



Black+Black PVD



Grey+Rose Gold PVD

PRODUCT CODE	EM-206			
MATERIAL	Zinc			
SIZE C/C	128mm, 192mm, 256mm, 320mm			
FINISH	SS+CP	Antique+Grey	Black+Black PVD	Grey+Rose Gold PVD



Black+Black PVD

PRODUCT CODE	EM-207 (Left / Right)			
MATERIAL	Aluminium+Zinc			
SIZE E/E	200mm, 500mm, 900mm			
FINISH	Black+Black PVD			



PRODUCT CODE	EM-465
MATERIAL	Zinc
SIZE C/C	96, 160, 224, 288mm
FINISH	Chrome, Brushed S. Nickel



PRODUCT CODE	EM-435
MATERIAL	Aluminum
SIZE C/C	128, 192, 256, 320, 480, 564mm
FINISH	Chrome



PRODUCT CODE	SR-725
MATERIAL	Aluminum
SIZE C/C	224, 352, 448, 640mm
FINISH	Chrome



PRODUCT CODE	SR-595
MATERIAL	Zinc
SIZE C/C	96, 128, 192, 256, 320mm
FINISH	Chrome+Sea Shell



PRODUCT CODE	EM-402
MATERIAL	Zinc
SIZE C/C	96, 160, 224, 320mm
FINISH	Black Brushed with Crystal



PRODUCT CODE	EM-430
MATERIAL	Zinc
SIZE C/C	96, 160, 224, 320mm
FINISH	Grey Nickel

KIDS HANDLES & KNOBS



PRODUCT CODE	H-11
SIZE	128mm



PRODUCT CODE	H-12
SIZE	96mm, 128mm



PRODUCT CODE	K-50
---------------------	------



PRODUCT CODE	K-51
---------------------	------



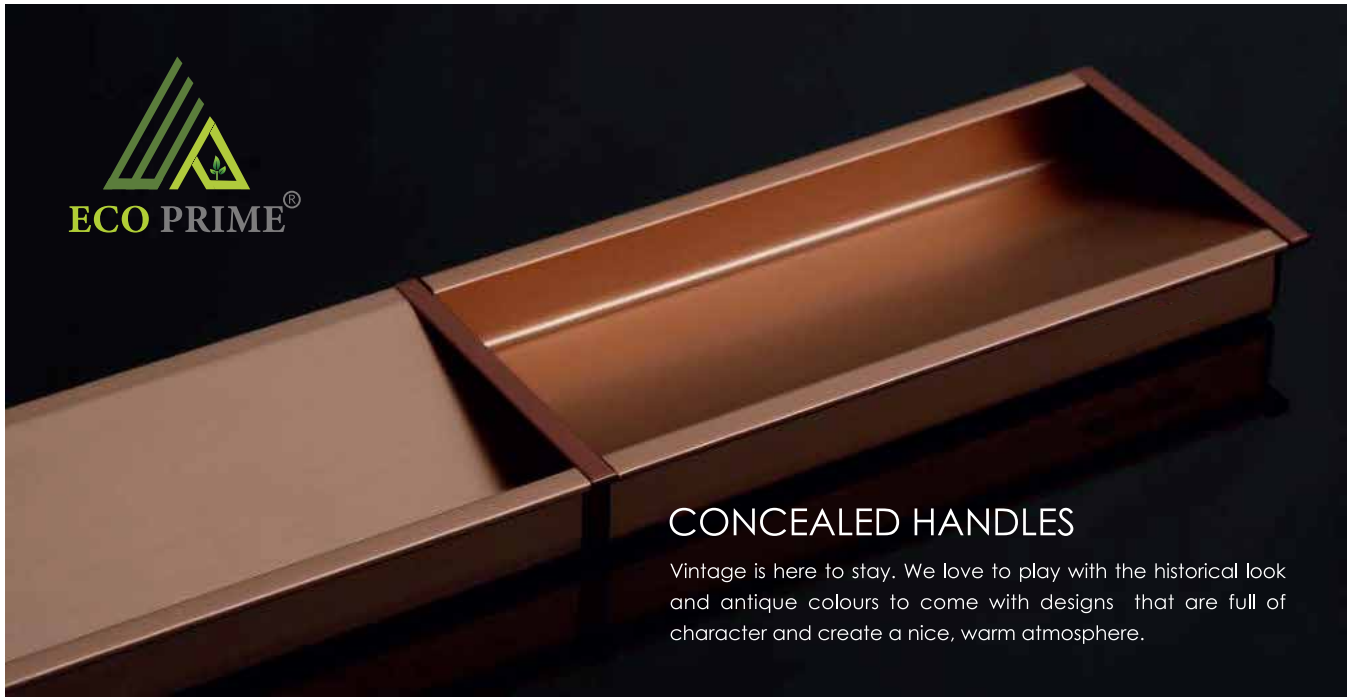
PRODUCT CODE	K-52
---------------------	------



PRODUCT CODE	K-64
---------------------	------



PRODUCT CODE	K-65
---------------------	------



CONCEALED HANDLES

Vintage is here to stay. We love to play with the historical look and antique colours to come with designs that are full of character and create a nice, warm atmosphere.



Satin




Chrome



CRG Gloss

PRODUCT CODE	EM-360			
MATERIAL	Zinc			
FINISH	Satin	Chrome	CRG Gloss	



Satin



Chrome



CRG Gloss

PRODUCT CODE	EM-362			
MATERIAL	Zinc			
FINISH	Satin	Chrome	CRG Gloss	

CONCEALED HANDLES



SS Brushed



Rose Gold Brushed

PRODUCT CODE	EM-350		
MATERIAL	Aluminum + Zinc		
SIZE C/C	96mm, 160mm, 224mm, 320mm		
FINISH	SS Brushed	Rose Gold Brushed	



Black

PRODUCT CODE	EM-355		
MATERIAL	Aluminium + SS		
SIZE C/C	160mm, 320mm		
FINISH	Black		



Black

PRODUCT CODE	EM-365		
MATERIAL	Aluminum + SS		
SIZE C/C	160mm, 320mm		
FINISH	Black		

CONCEALED HANDLES



SS Matt




Grey Matt



Black+Rose Gold PVD


PRODUCT CODE	EM-370			
MATERIAL	Zinc			
SIZE C/C	96mm, 160mm, 224mm, 288mm			
FINISH	SS Matt	Grey Matt	Black+Rose Gold PVD	



Gold



Black



Rose Gold



SS+CP

PRODUCT CODE	EM-380			
MATERIAL	Aluminum + Zinc			
SIZE C/C	96mm, 160mm, 224mm, 320mm, 448mm, 700mm			
FINISH	Gold	Black	Rose Gold	SS+CP



SS+CP



Antique+Antique



Grey+RG (PVD)



Black+Black (PVD)



PRODUCT CODE	EM-390			
MATERIAL	Zinc			
SIZE C/C	96mm, 160mm, 224mm			
FINISH	SS+CP	Antique+Antique	Grey+RG (PVD)	Black+Black (PVD)



SS+CP



Antique+Antique



Grey+RG PVD



Black+Black PVD

PRODUCT CODE	EM-400			
MATERIAL	Zinc			
SIZE C/C	96mm, 160mm, 224mm, 288mm			
FINISH	SS+CP	Antique+Antique	Grey+RG PVD	Black+Black PVD




PRODUCT CODE	EM-306
MATERIAL	Aluminum + Zinc
SIZE (MM) C/C	96, 160, 224, 320, 480
FINISH	SS Brushed



PRODUCT CODE	EM-310
MATERIAL	Aluminum + Zinc
SIZE (MM) C/C	96, 160, 224, 320, 480, 600
FINISH	AL/SL+Chrome



PRODUCT CODE	EM-580	
MATERIAL	Zinc	
SIZE C/C	64mm, 96mm	
FINISH	Chrome	BSN





VISION



PLAN



INNOVATION



TEAM



SERVICE



QUALITY